

TUMBLER

TBHW02

Tumbler 1 1/2" Knob



SHOWN IN TUMBLER 1 1/2" KNOB| TBHW02

TECHNICAL DETAILS

Height: 1 1/2"
Length: 2 1/2"
Primary Material: Brass

INSPIRATION

A Bauhaus inspiration and reinterpretation, this striking door knob expresses the "form follows function" design edict with its simple back plate and apparent screws.

PRODUCT FEATURES

Solid Brass
Machined
Hand-polished
Includes (2) 8/32 hardware screw

PRODUCT (NOTES)

Replacement Screws available

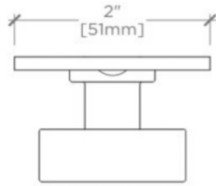
WATERWORKS

TUMBLER

TBHW02

Tumbler 1 1/2" Knob

MOUNTING HARDWARE INCLUDED		
STYLE #	DESCRIPTION	QTY
998945	Service Parts 8-32 1" Truss Head Machine Screw, Combo, Slotted	1
998946	Service Parts 8-32 1 1/2" Truss Head Machine Screw, Combo, Slotted	1



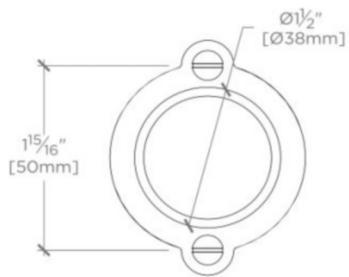
TOP VIEW

SCALE: 6"=1'-0"



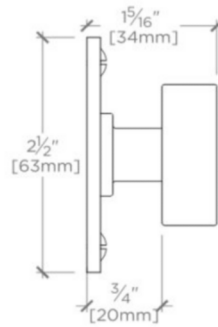
ISO VIEW

SCALE: 6"=1'-0"



FRONT VIEW

SCALE: 6"=1'-0"



SIDE VIEW

SCALE: 6"=1'-0"