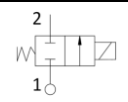


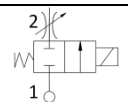
BRASS SOLENOID VALVE 99



- Coil size 42mm
- 2/2 way NC - Direct acting
- Cold / high temperature fluids
- Steam application
- ED 100%

Technical data					
Body material	Brass				
Seal material	EPDM – FPM – PTFE – RULON				
Tube material	Stainless steel				
Working fluids	Steam				
Electrical connection	6,3 x 0,8 fast-on terminal				
Insulation class	H				
220-230VAC 50-60Hz Approvals: CE; VDE	Power (VA)			20	
100-120VAC 60Hz Approvals: CE; UL	Power (W)			14	
Max temperature	Fluids				Ambient
	EPDM 155°C	FPM 150°C	PTFE 180°C	RULON 180°C	+80 °C (Version 230V/50Hz: 120°C)

Performance					
Pipes IN - OUT	Orifice size (mm)	Flow (m3/h)	MOPD (bar)		
			AC	DC	
¼ NPT - G ¼	2,8	0,250	11	6	
G ¾	3,5	0,360	10	5	
G ¼ - ¾ - ½	4,0	0,470	8	4	
G ¼ - ¾ - ½	5,5	0,560	6	2	
¼ NPT - G ¼	6,0	0,650	6	2	
G ½	7,0	0,730	5	1.5	

Performance (With flow rate regulation)					
Pipes IN - OUT	Orifice size (mm)	Flow (m3/h)	MOPD (bar)		
			AC	DC	
G ¼	2,4	0,230	11	6	
G ¼	2,8	0,300	11	6	
G ¼	3,5	0,480	10	5	
G ¼	5,5	0,415	6	2	

Hydraulic connection

<p>IN / OUT 1/4" NPT Series 9902 *</p> 	<p>IN / OUT G1/4" Series 9912 *</p> 	<p>IN / OUT G3/8" Series 9913 *</p> 	<p>IN / OUT G1/2" Series 9914 *</p> 
<p>IN / OUT G1/4" Series 9942</p> 	<p>IN / OUT 1/4" NPT Series 9947</p> 	<p>IN / OUT G1/4" + flow rate reg. Series 9922 **</p> 	<p>IN / OUT G1/4" + flow rate reg. Series 9934</p> 

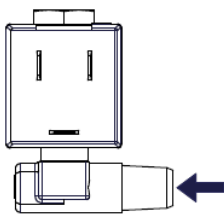
Notes

*: Stainless steel seat

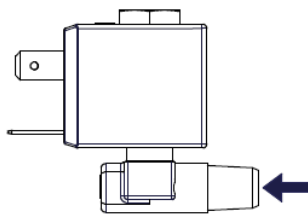
** : Stainless steel seat and Nichel plated body

Availability coil orientation

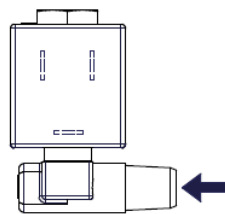
"A" (STANDARD)



"B"



"C"



"D"

