

## UNIVERSAL

Universal USA Push-Touch Lavatory Drain

UNLD16



### TECHNICAL DETAILS

Drain Depth Maximum: 1 11/16"  
Drain Hole Diameter: 1 3/4"  
Drain Style: Push-Touch  
Depth / Width: 2 5/16"  
Drain Depth Minimum: 1 1/16"  
Height: 10 11/16"  
Length: 2 5/16"  
Outlet Connection Size: 1 1/4"  
Outlet Connection Type: Tailpiece  
Primary Material: Brass  
Suggested Application: Bath

### INSPIRATION

Our Universal collection features timeless designs complementing any of our Waterworks. With a wide range of product, from fittings to accessories, Universal adds exquisite proportion and balance to any environment.

### CODES & STANDARDS

Code # WWPLS16:

### PRODUCT FEATURES

Push down on drain stopper to open and close drain

This item is stocked in a Chrome, Nickel or Matte Nickel finishes and additional made-to-order finish options are available in 12 weeks from purchase

For sinks with an overflow

Applicable to all Waterworks wall mounted lavatory faucets and 1-1/4" p-traps

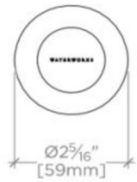
### CERTIFICATIONS




## UNIVERSAL

## UNLD16

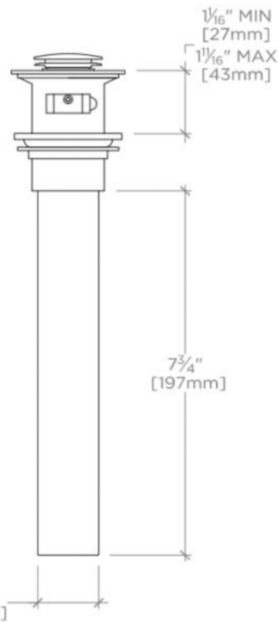
Universal USA Push-Touch Lavatory Drain



TOP VIEW SCALE: 3"=1'-0"



FRONT VIEW SCALE: 3"=1'-0"



SIDE VIEW SCALE: 3"=1'-0"