

**Deck valve clockwise closing hot - Brushed Champagne (22kt Gold)**








CL.1

20 000 715



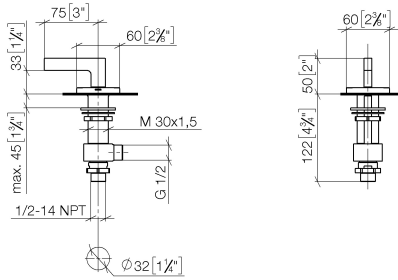
- hole diameter 32 mm
- rosette 60 x 60 mm
- with hot marking

Fits: CL.1, CYO

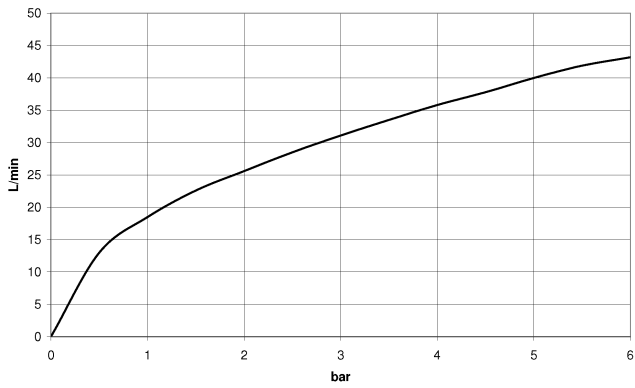
	Brushed Champagne (22kt Gold)	20 000 715-46
	Chrome	20 000 715-00
	Brushed Platinum	20 000 715-06
	Dark Chrome	20 000 715-19
	Brushed Durabronze (23kt Gold)	20 000 715-28
	Champagne (22kt Gold)	20 000 715-47
	Brushed Dark Platinum	20 000 715-99

20 000 715

mm [inches]



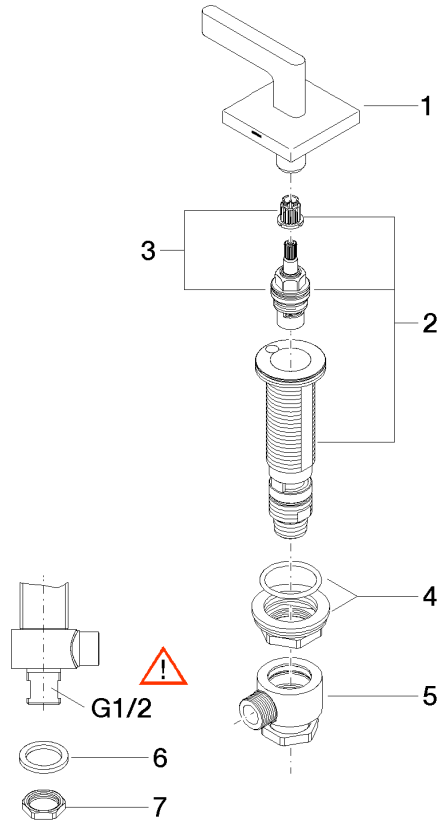
Flow rate chart



20 000 715

**Product version from 6/1/2015**

Parts for other finishes can be found here: [Chrome](#)





Deck valve clockwise closing hot - Brushed Champagne (22kt Gold)

CL.1

20 000 715

**Spare parts list**

**Product version from 6/1/2015**

No.	Item Number	Name	Quantity used	Delivery time
	90 20 70 057 00-46	handle ( hot )	7	30