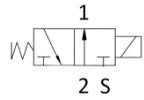
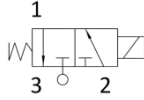
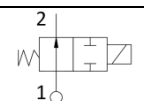
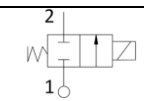


BRASS / STAINLESS STEEL SOLENOID VALVE 61 – 67



- Coil size 33mm
- 2/2 way and 3/2 way; NC and NO
- Direct acting
- Brass body; stainless steel seat
- ED 100%

Technical data			
Body material	Brass		
Seat material	Stainless steel		
Seal material	EPDM – NBR – FKM – RUBIN		
Tube material	Stainless steel		
Working fluids	Air, water, steam		
Electrical connect.	6,3 x 0,8 fast-on terminal		
Insulation class	H		
Coil voltage	220-230VAC 50-60Hz	100-120VAC 60Hz	12-24 VDC
Coil power series 55	17 VA	22 VA	16 W
Ambient temp. series 55	120 °C	80 °C	80 °C
Fluid temp. series 55	150 °C	150 °C	150 °C
Approvals	VDE; CE	UL	CE

Performance							
3/2 way NO Series 61.. (1)				3/2way NC Series 62.. (1)			
Orifice size mm	Flow m3/h	MOPD (bar)		Orifice size mm	Flow m3/h	MOPD (bar)	
		AC	DC			AC	DC
1,5	0,070	15	10	1,5	0,070	15	10
2,0	0,120	10	7	2,0	0,120	10	7
2,8	0,210	5	3	2,8	0,210	5	3
2/2 way NO Series 65.. (1)				2/2way NC Series 67.. (1)			
Orifice size mm	Flow m3/h	MOPD (bar)		Orifice size mm	Flow m3/h	MOPD (bar)	
		AC	DC			AC	DC
1,5	0,080	22	17	1,5	0,080	25	17
2,0	0,130	20	10	2,0	0,130	22	10
2,8	0,265	10	7	2,8	0,265	10	7

Hydraulic connection

FLANGE (CH32) Series ..70 (2) 	IN 1/8"– OUT 1/8" Series ..11 (2) 	IN 1/4"– OUT 1/4" Series ..12 (2) 		
---	---	---	--	--

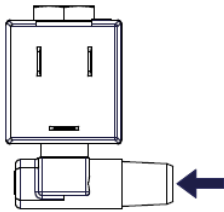
Code construction: Series (1).. + ..(2).

Example Series 6770:

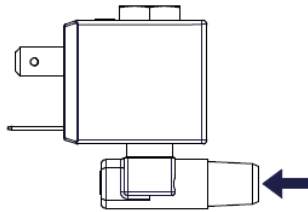


Availability coil orientation

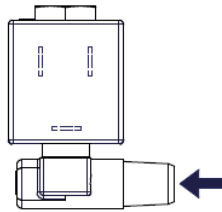
"A" (STANDARD)



"B"



"C"



"D"

