

UNIVERSAL

Universal 2 3/4" Shower Head with Adjustable Spray

UNSH38



SHOWN IN UNIVERSAL 2 3/4" SHOWER HEAD WITH ADJUSTABLE SPRAY| UNSH38

TECHNICAL DETAILS

ADA Compliance: Yes
Diameter of Head: 2 3/4"
Flow Restriction Options: 2.0, 1.75, 1.5
Depth / Width: 2 13/16"
Height: 3 15/16"
Inlet Connection Size: 1/2"
Integrated Diverter: N
Length: 3 3/4"
Primary Material: Brass
Suggested Application: Bath
Water Pressure Maximum: 85.0 psi
Water Pressure Minimum: 25.0 psi
Water Pressure Recommended: 45.0 psi

INSPIRATION

Our Universal collection features timeless designs complementing any of our Waterworks. With a wide range of product, from fittings to accessories, Universal adds exquisite proportion and balance to any environment.

CODES & STANDARDS

Code # WWSH38: Complies with ASME A112.18.1/CSA B125.1, CEC and 0.25% Weighted Average Lead Content. Certified with IAPMO, cUPC, CEC, DOE and State of MA.

PRODUCT FEATURES

Made of Brass

Soft Rainfall Effect

Stocked in 2.0gpm (7.6 L/min) and 1.75gpm (6.6 L/min). State of California requires 1.75gpm (6.6 L/min) to comply with their water conservation requirements. Other flow options are available to order, contact your sales associate or call 1 (800) 899-6757 for details.

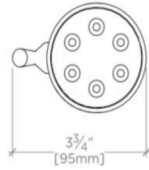


WATERWORKS

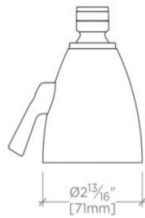
UNIVERSAL

UNSH38

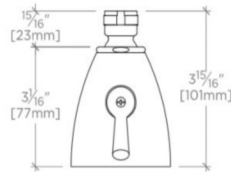
Universal 2 3/4" Shower Head with Adjustable Spray



TOP VIEW SCALE: 3"=1'-0"



FRONT VIEW SCALE: 3"=1'-0"



SIDE VIEW SCALE: 3"=1'-0"