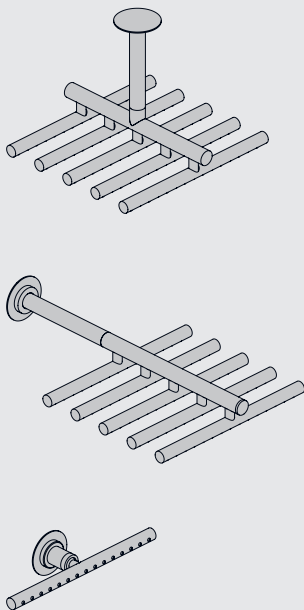


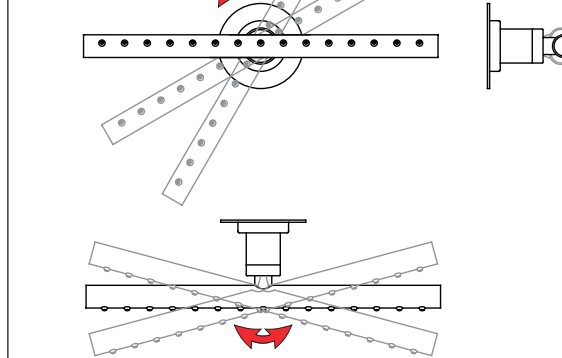
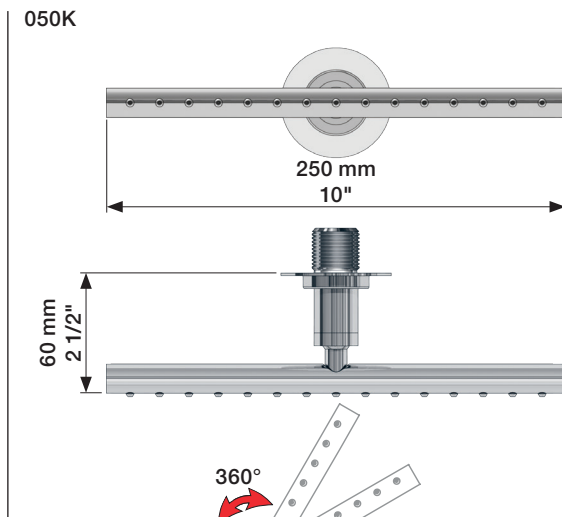
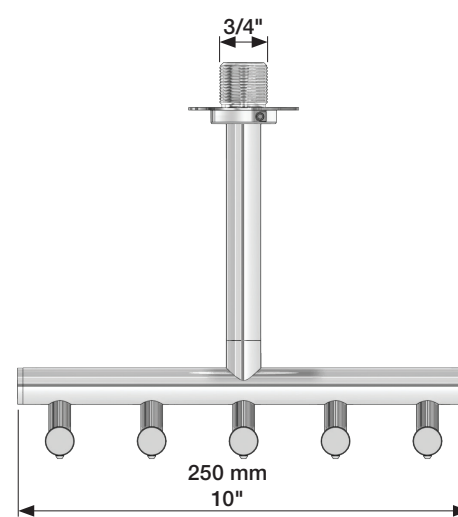
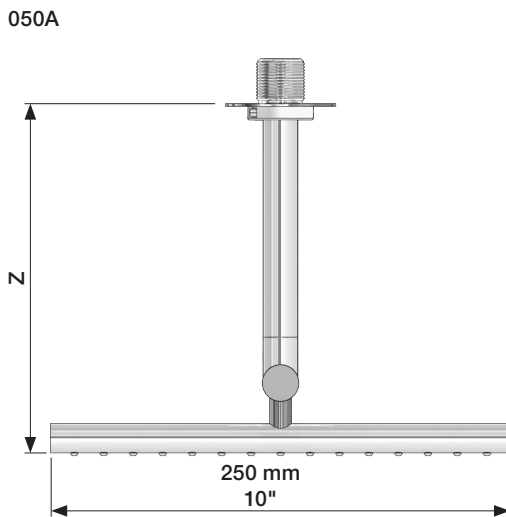
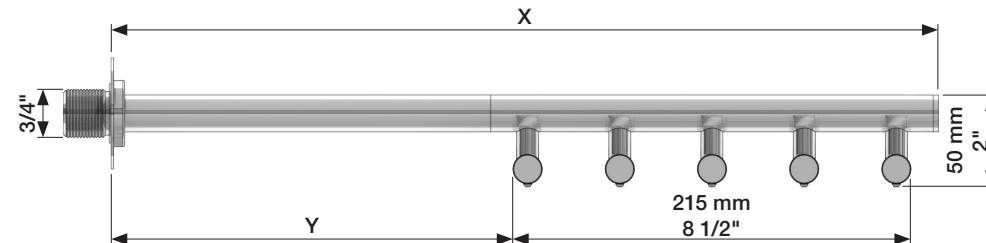
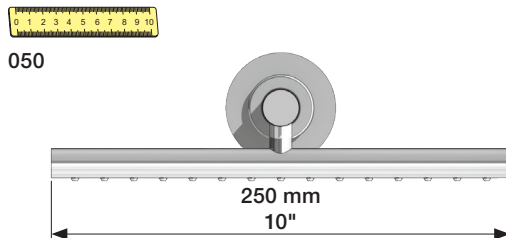
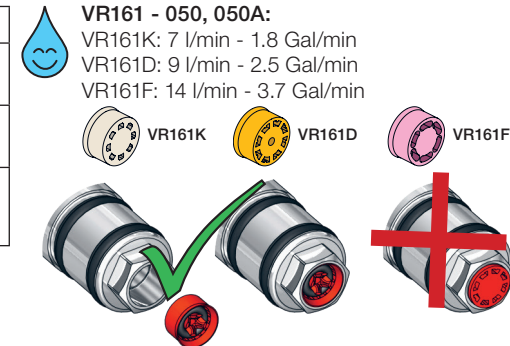
VOLA 050, 050A, 050K

Fitting instruction
 Montageanleitung
 Monteringsvejledning
 Monteringsvægledning
 Montage hanleiding
 Manuel de montage

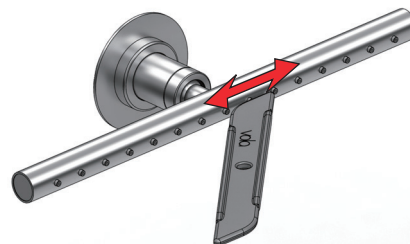


Data	-100	Std.	+100	+200
X	440 mm 17"	540 mm 21"	640 mm 25"	740 mm 29"
Y	205 mm 8"	310 mm 12"	405 mm 16"	505 mm 20"
Z	-	190 mm 7 1/2"	290 mm 11 3/8"	390 mm 15 3/8"

Data	Bar:	1	2	3	4	5
051/051A	(l/min) (Gal/min)	13 3.5	19 5.0	23 6.1	26 7.0	30 7.8
051K	(l/min) (Gal/min)	5 1.3	5 1.3	5 1.3	5 1.3	5 1.3
Max. 65°C. 150°F						



Service - VR556



050 + 050A



050 & 050A

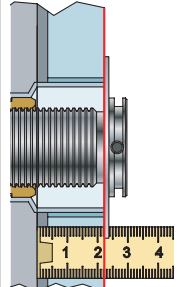


050A
Locking screw
Sicherungsschraube
Sikringskrue
Fästskruv
Borgschroef
Vis de verrouillage



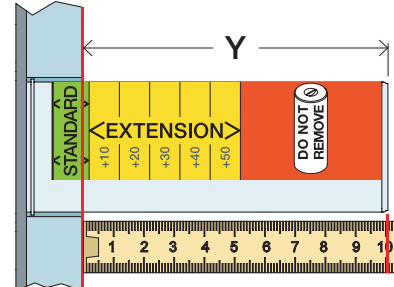
Extension
Verlängerung

T Min. 3 mm
Max. 65 mm



Forlængerdele
Förlängning

Y Min. 48 mm
Max. 110 mm

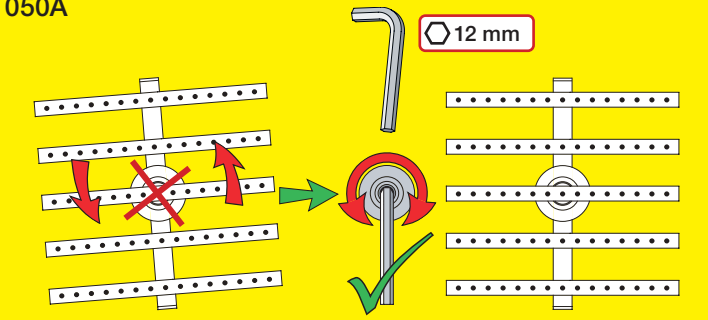


T	Y	VR2019 (VR1020): 050K VR2021 (VR1020): 050 VR2219 (VR1021): 050A
3 - 15 mm	110 - 98 mm	Std.
15 - 25 mm	98 - 88 mm	+10
25 - 35 mm	88 - 78 mm	+20
35 - 45 mm	78 - 68 mm	+30
45 - 55 mm	68 - 58 mm	+40
55 - 65 mm	58 - 48 mm	+50

050



050A

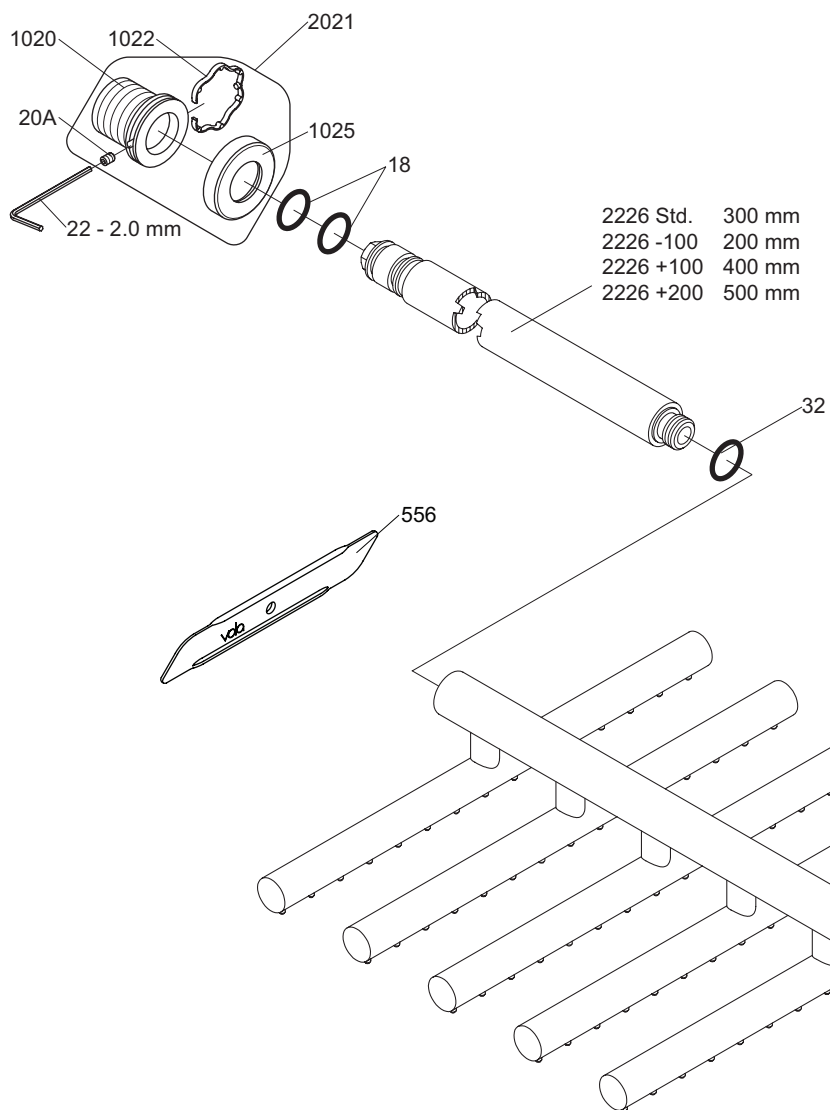


050K



VR2019+/VR2219+





VR1020K: VR20A, VR22, VR1020, VR1022
 VR2021: VR20A, VR22, VR1020, VR1022, VR1025



vola
 Lunavej 2
 DK-8700 Horsens
 Tlf : + 45 7023 5500
 sales@vola.com
 www.vola.com

VOLA 050

Date
 Apr. 21

Rev.
 3

Sheet
 SB 14.1