

WATERWORKS

WWCB06

Waterworks Modern Recessed Wood Medicine Cabinet 24" x 32" x 1 1/2"



SHOWN IN WATERWORKS MODERN RECESSED WOOD MEDICINE CABINET 24" X 32" X 1 1/2" | WWCB06

TECHNICAL DETAILS

Assembly / Configuration: Shelves are easily removed and/or replaced if broken
Hardware Primary Material: Brass
Hinge Primary Material: Brass
Depth / Width: 1 1/2"
Height: 32"
Length: 24"
Primary Material: Wood
Suggested Application: Bath

INSPIRATION

Our Waterworks collection encompasses a classic product range. From accessories to furniture, each authentic design is created with mechanical integrity and meticulous craftsmanship.

PRODUCT FEATURES

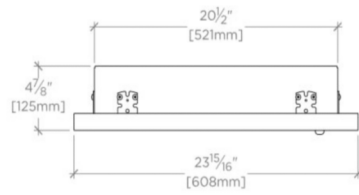
24" x 1 1/2" x 32"
Made From Wood
White Color



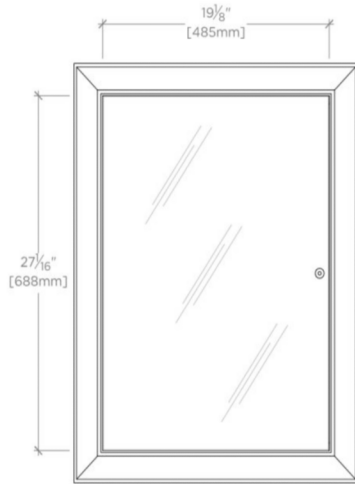
WATERWORKS

WWCB06

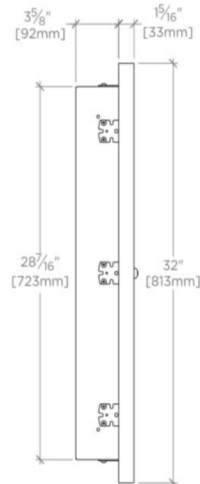
Waterworks Modern Recessed Wood Medicine Cabinet 24" x 32" x 1/2"



TOP VIEW SCALE: 1"= 1'-0"



FRONT VIEW SCALE: 1"= 1'-0"



SIDE VIEW SCALE: 1"= 1'-0"