



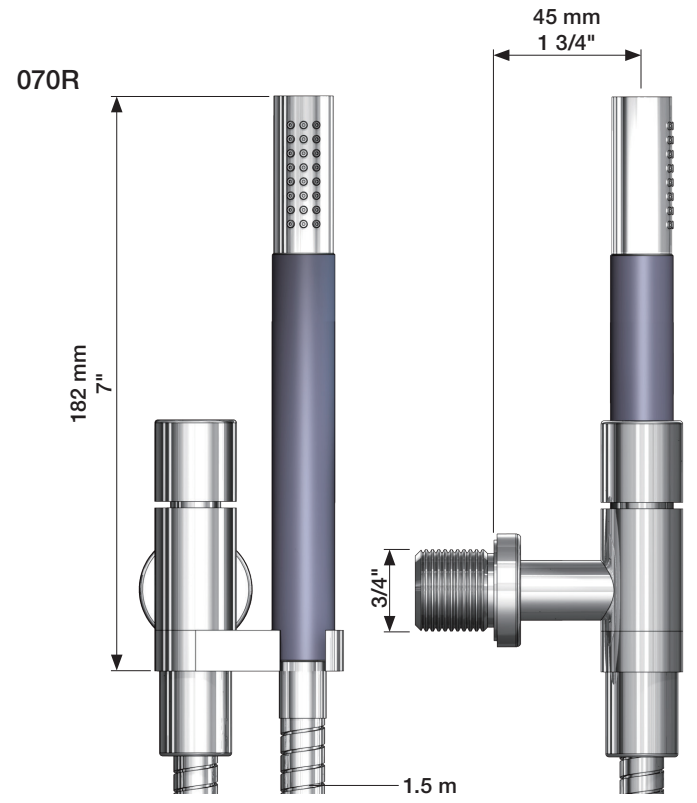
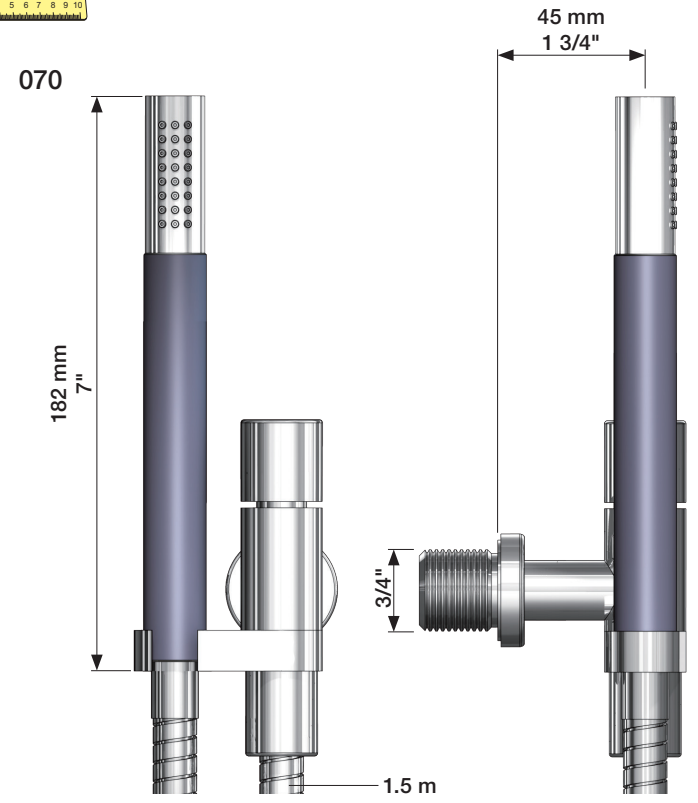
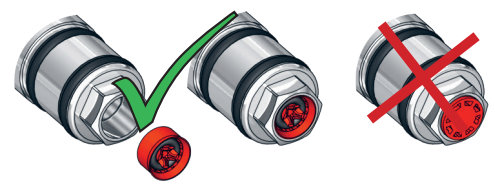
VOLA 070, 070R, 070-HT2

Fitting instruction
 Montageanleitung
 Monteringsvejledning
 Monteringsvægledning
 Montage hanleiding
 Manuel de montage

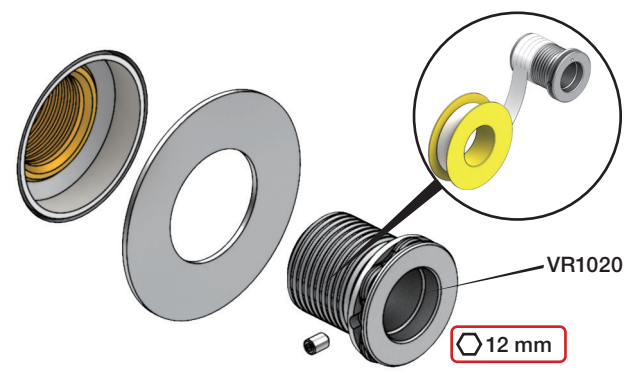
Data	Bar:	1	2	3	4	5
070/070R	(l/min) (Gal/min)	9 2.5	9 2.5	9 2.5	9 2.5	9 2.5
070-HT2	(l/min) (Gal/min)	9 2.5	12 3.2	15 4.0	17 4.5	19 5
	Max. 65°C. 150°F					



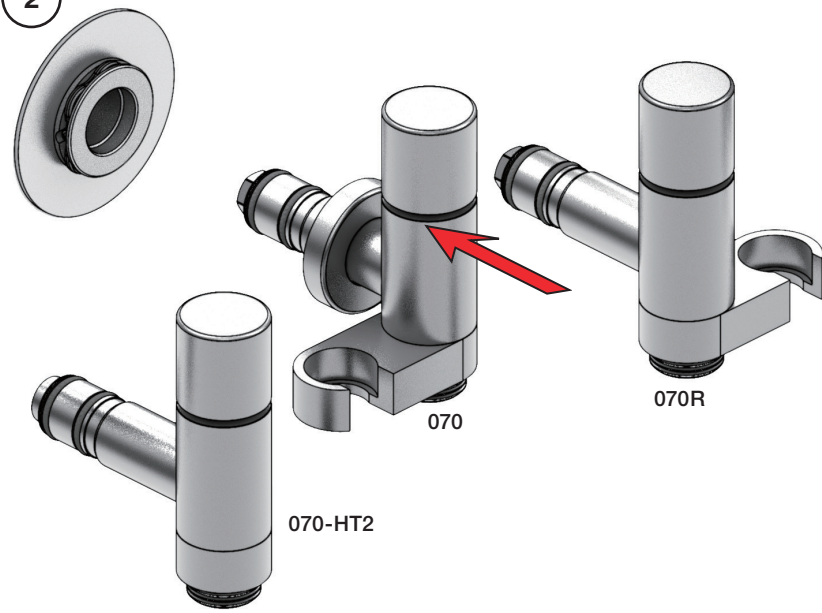
VR161:
 VR161K: 7 l/min - 1.8 Gal/min (Cal Green)



1



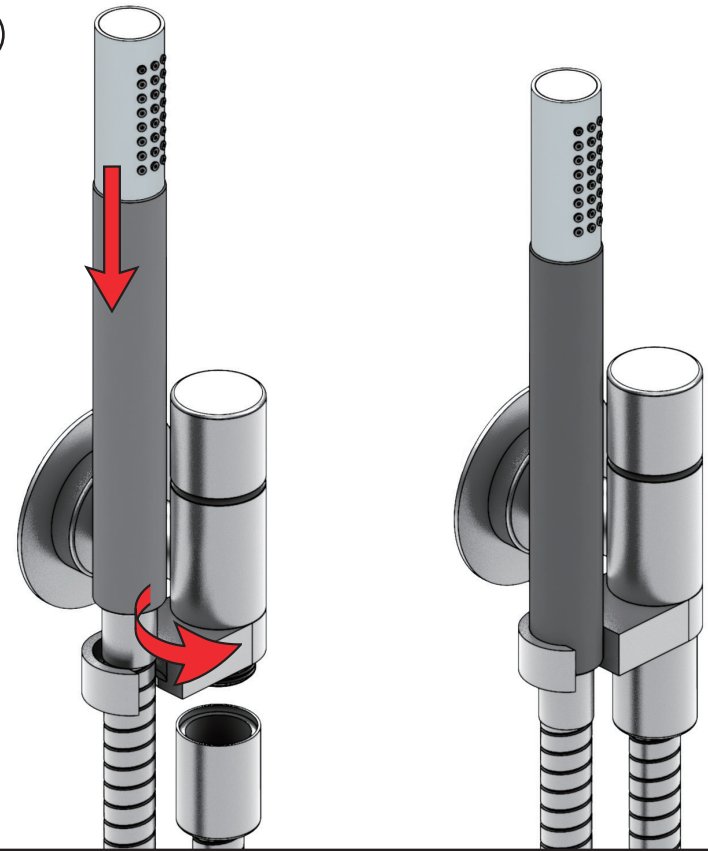
2



3



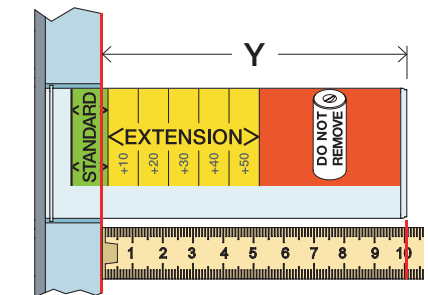
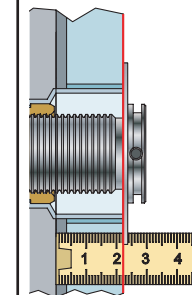
2



Extension Verlängerung Forlængerdele Förlängning Verlængstukken Modification

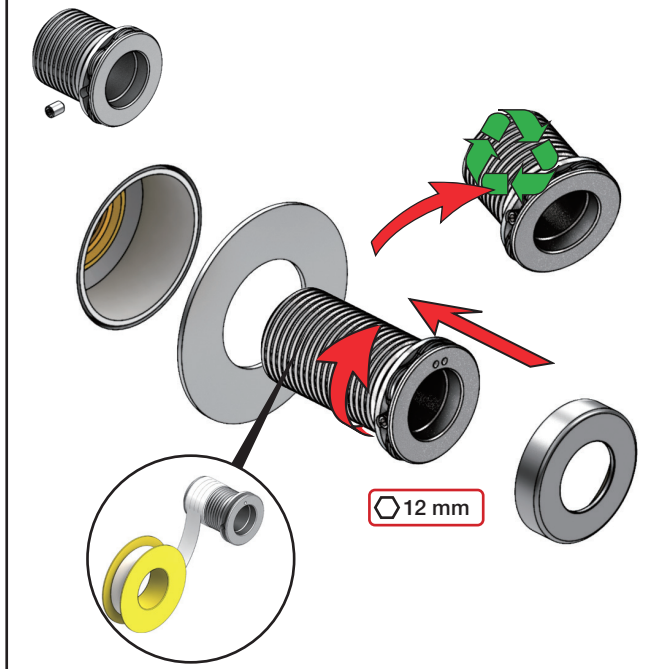
T Min. 3 mm
Max. 65 mm

Y Min. 48 mm
Max. 110 mm



T	Y	VR2019
3 - 15 mm	110 - 98 mm	Std.
15 - 25 mm	98 - 88 mm	+10
25 - 35 mm	88 - 78 mm	+20
35 - 45 mm	78 - 68 mm	+30
45 - 55 mm	68 - 58 mm	+40
55 - 65 mm	58 - 48 mm	+50

VR2019+





VR1020K: VR20A, VR22, VR1020, VR1022
 VR2019: VR20A, VR22, VR1019, VR1020, VR1022



vola
 Lunavej 2
 DK-8700 Horsens
 Tlf : + 45 7023 5500
 sales@vola.com
 www.vola.com

VOLA 070, 070R 070-HT2

Date
 Apr. 21

Rev.
 5

Sheet
 SB 16