



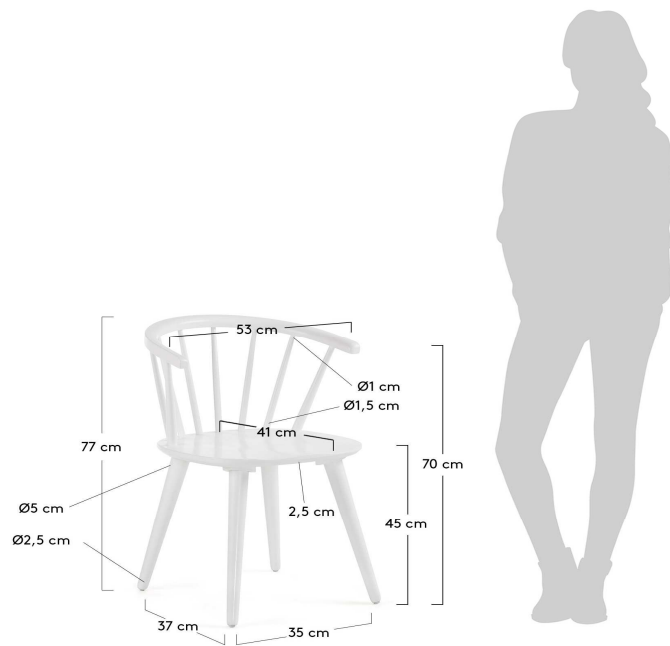
KRISE

product code	CC0219M05
product description	KRISE Chair wood white Chair in solid painted rubber wood.

product sizes

height x width x depth (cm)	77	x	53	x	54
product weight (Kg)	5,4				
seat height (cm)	45				
seat depth (cm)	41				
armrest height (cm)	41				

technical drawings

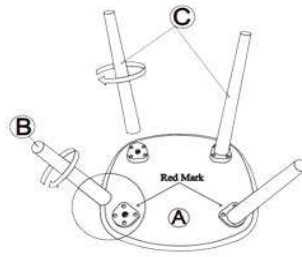
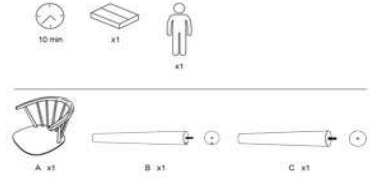


product features

use (domestic/office)	Domestic
appliance (inner/outer)	Inner
stackable (yes/no)	No
adjustable height (yes/no)	No
foldable (yes/no)	No
swivel (yes/no)	No
max. load (Kg)	130
seat material	Core: Particle board. External layer: Rubber wood veneered
seat finishing	Matt lacquered
seat density foam (kg/m3)	
seat detachable (yes/no)	No
seat grammage (g/m2)	

backrest material	Rubber wood (Ficus elastica)
backrest finishing	Matt lacquered
backrest density foam (kg/m3)	
backrest detachable (yes/no)	No
backrest grammage (g/m2)	
legs material	Rubber wood (Ficus elastica)
legs finishing	Matt lacquered
feet protection (yes/no)	Yes
adjustable feet (yes/no)	No
armrest (yes/no)	No
armrest material	
armrest finishing	
armrest density foam (kg/m3)	
armrest detachable (yes/no)	No
armrest grammage (g/m2)	
RAL Specifications	RAL EFFECT (E2): RAL 790-6 // RAL CLASSIC (K5): RAL 9017
castors information	
footrest included	No
size and shape variation (yes/no)	No
color variation (yes/no)	No
other details	
general warnings	Do not place near direct sources of heat. Keep away from direct solar light. Do not use abrasive products like acetones, bleaches, solvents, etc.
specific use and care instructions	Clean with a dry cloth
years of guarantee	2
made according to	Manufactured according to EN-12520:2015 for household use seats.
good to know	Wood origin country: Malaysia
assembly	
assembly required (yes/no)	Yes
difficulty of assembly (hard/medium/easy)	Easy
assembly time (min)	10
people required	1
assembly suggestions	Join the legs to the frame and then screw them to the seat

assembly instructions



4

CC0219

CC0218

3

packaging

units per lot	2
cbm (m3) / gross weight (Kg)	0,071 / 6
n° of boxes	1

box 1	1
description	KRISE Chair wood white
description box	FULL ITEM
height x width x depth (cm)	47 x 56 x 54
cbm (m3) / gross weight (Kg) / net weight (Kg)	0,071 / 6 / 5,4

box 2	
description	
description box	
height x width x depth (cm)	x x
cbm (m3) / gross weight (Kg) / net weight (Kg)	/ /