

VOLA 100, 100X, 200, 200V, 300  
 VOLA 400DV, 400, 400V, 400N, 400NV, 400T  
 VOLA 400TV, 400F, 400FV, 400R, 400RV  
 VOLA 2100, 2100X, 2200, 2200V, 2300, 2400  
 VOLA 2400V, 2400N, 2400NV, 2400T, 2400TV  
 VOLA 2400F, 2400FV, 2400R, 2400RV



Fitting instruction    Monteringsvægledning  
 Montageanleitung    Montage hanledning  
 Monteringsvejledning    Manuel de montage



www.vola.com  
 100-2100\_V2\_40998502

vola



	L	L1	L2	H	H1	D
100, 100X, 200V, 300, 400V, 400DV 2100, 2100X, 2200V, 2300, 2400V	395 mm 15 1/2"	264 mm 10"	268 mm 10 1/2"			
400NV, 400TV 2400NV, 2400TV	490 mm 19 1/2"	359 mm 14"	367 mm 14 1/2"	95 mm 3 3/4"	170 mm 6 3/4"	70 mm 2 3/4"
400FV, 400RV 2400FV, 2400RV	570 mm 23"	439 mm 17"	447 mm 17 5/8"			

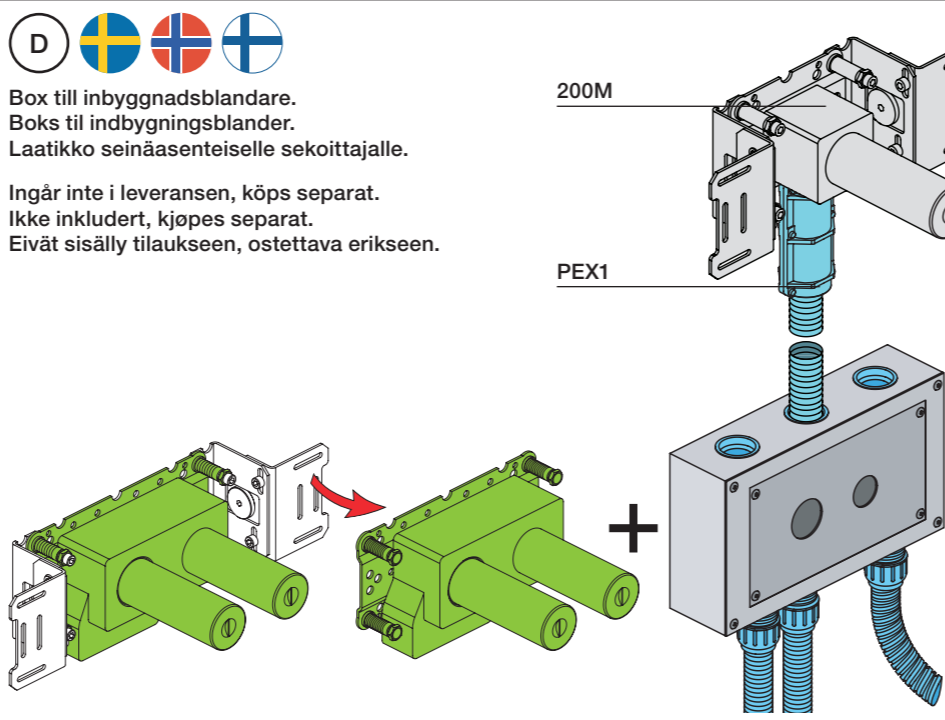
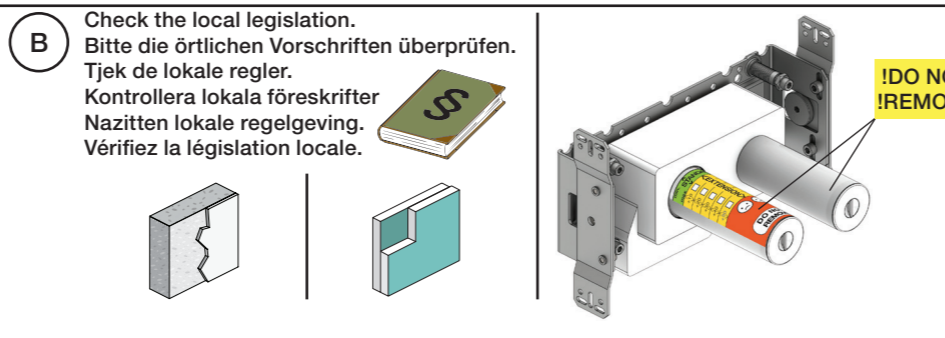


VR968: To be ordered separately.  
 Werden separat bestellt.  
 Bestilles separat.  
 Beställs separat.  
 Apart te bestellen.  
 À commander séparément.

**A** Data, 3 Bar/43.5 Psi:

	l/min.	Gal/min.
100:	18,3	4.8
400V:	15,6	4.1
2100:	25,2	6.7
2400V:	22,2	5.9

Max. 65°C, 150°F  
 Max.: 10 Bar/145 psi



T	Y	VR1260/2260/1400/2019
3 - 15 mm	110 - 98 mm	Std.
15 - 25 mm	98 - 88 mm	+10
25 - 35 mm	88 - 78 mm	+20
35 - 45 mm	78 - 68 mm	+30
45 - 55 mm	68 - 58 mm	+40
55 - 65 mm	58 - 48 mm	+50



X	VR1260 + VR1400 + VR2019
40 - 52 mm	Std.
30 - 40 mm	+10
20 - 30 mm	+20
10 - 20 mm	+30
0 - 10 mm	+40
-10 - 0 mm	+50

X	VR2260 + VR1400 + VR2019
35 - 47 mm	Std.
25 - 35 mm	+10
15 - 25 mm	+20
5 - 15 mm	+30
-5 - 5 mm	+40
-15 - -5 mm	+50

Fitting of extension  
 Montage von verlängerung  
 Monterings af forlængerdele

Montering av förlängning  
 Montage van de verlengstukken  
 Montage des rallonges





**2x13 mm** Lightweight wall  
 Leichtwand  
 Let væg

Lätta konstruktion  
 Holle wandconstructie  
 Construction légère



**1x15 mm**  
**1x18 mm**  
**1x20 mm**

Lätta konstruktion  
 Holle wandconstructie  
 Construction légère



Masonry  
 Mauerwerk  
 Murværk

Murverk  
 Massive wand  
 Mur Plein



**1**

Max. 30 mm  
 Max. 1 1/8"

**2**

Test Pressure  
 Prüfdruck  
 testtryk  
 Test tryck  
 Test druk  
 test de pression

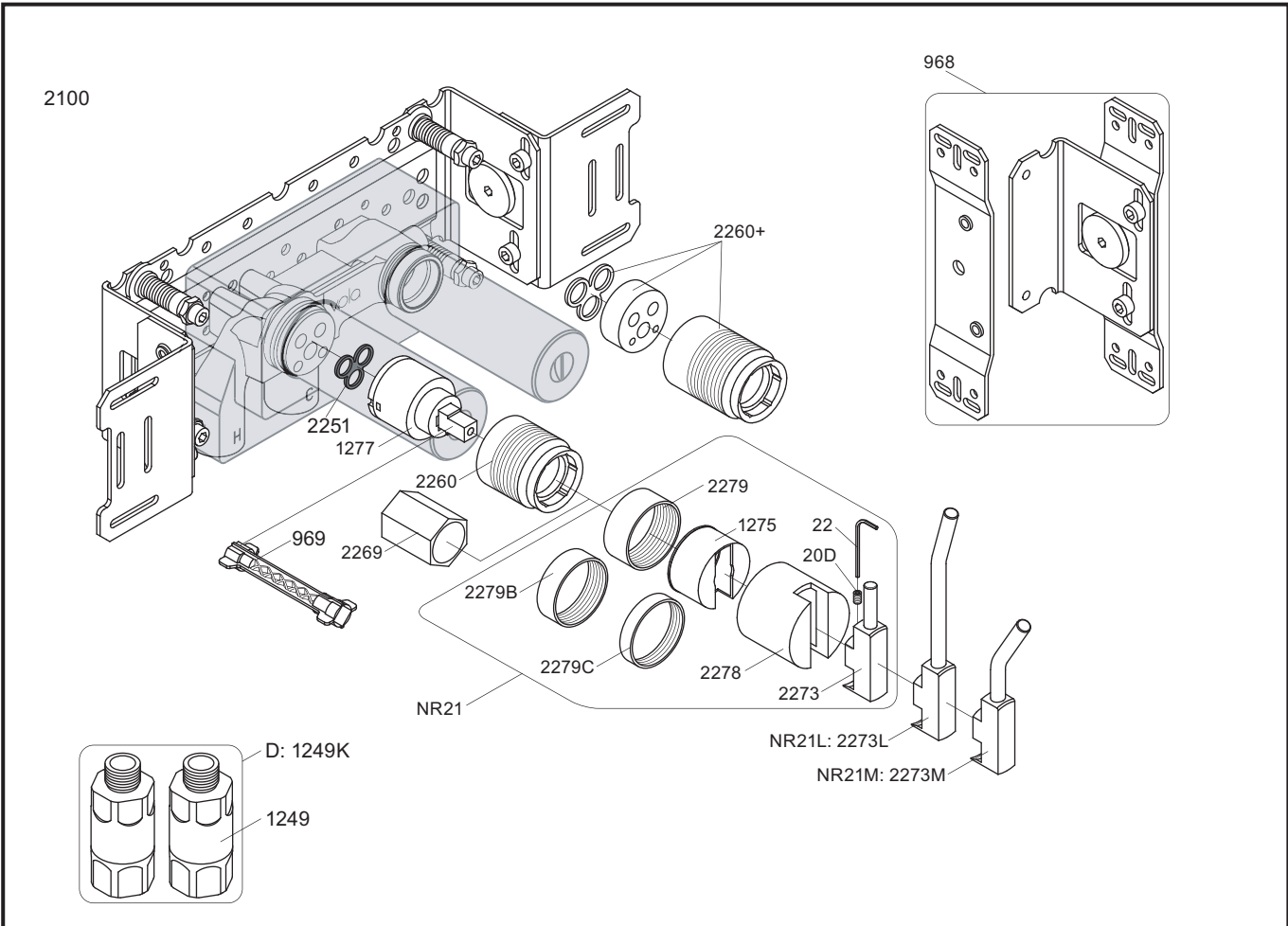
Check the local legislation.  
 Bitte die örtlichen Vorschriften überprüfen.  
 Tjek de lokale regler.  
 Kontrollera lokala föreskrifter.  
 Nazitten lokale regelgeving.  
 Vérifiez la législation locale.

**1.** MAX. 16 Bar  
 232 Psi

**2.** MAX. 4 Bar  
 58 Psi

**! Water - Wasser - Vand - Vatten - Water - Leau !**  
**! MAX 1 Minute - Minut - Minuut !**





NR21: VR20D, VR22, VR1275, VR2269, VR2273, VR2278, VR2279, VR2279B, VR2279C  
 VR1277K: VR22, VR1277, VR2269

<p>2100</p> <p>2927</p>	<p>2100X</p> <p>2927</p>	<p>2200V</p> <p>2928</p>	<p>2300</p> <p>2927</p>
<p>2002</p>	<p>2003KB</p>	<p>2003B</p>	<p>2002</p>
<p>2001, 001</p>	<p>2001, 001</p>	<p>2001</p>	<p>2001, 001</p>



**vola**  
 Lunavej 2  
 DK-8700 Horsens  
 Tlf : + 45 7023 5500  
 sales@vola.com  
 www.vola.com

**VOLA 2100**  
 2100X, 2200V, 2300

Date  
 Apr. 21

Rev.  
 3

Sheet  
 SB 10.7