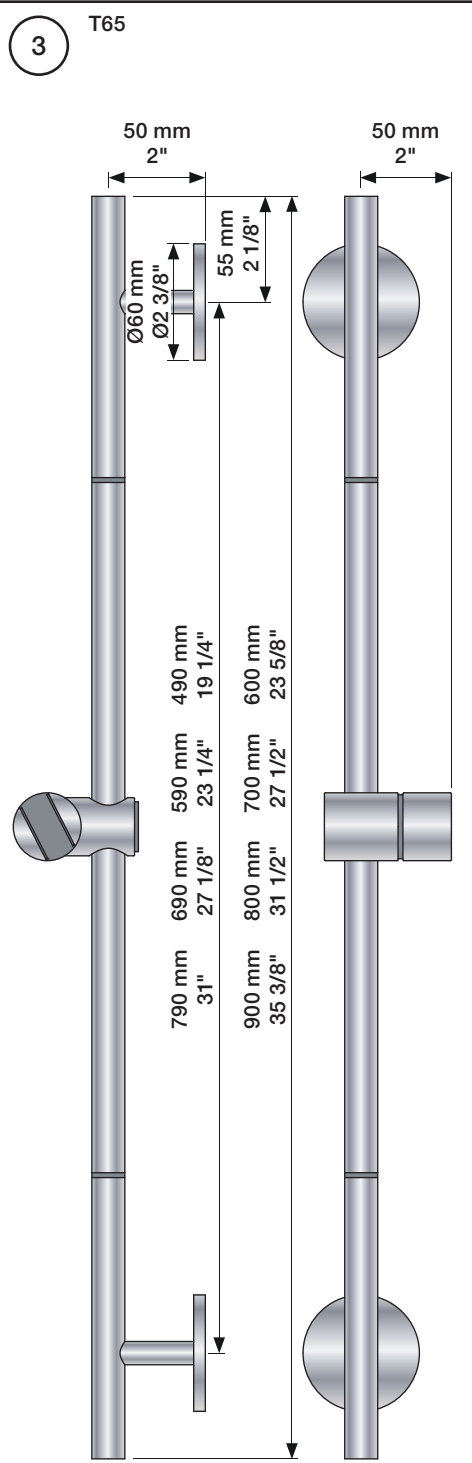
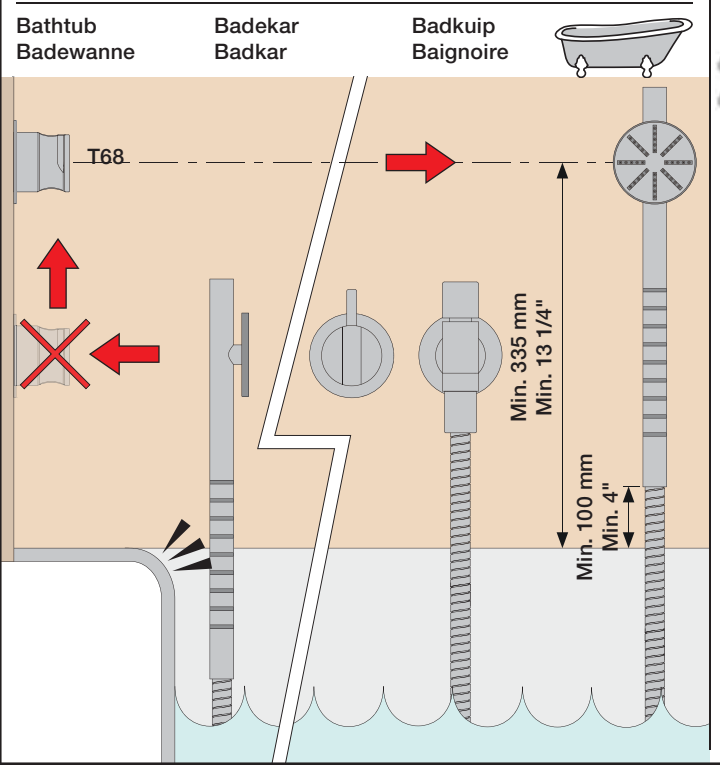
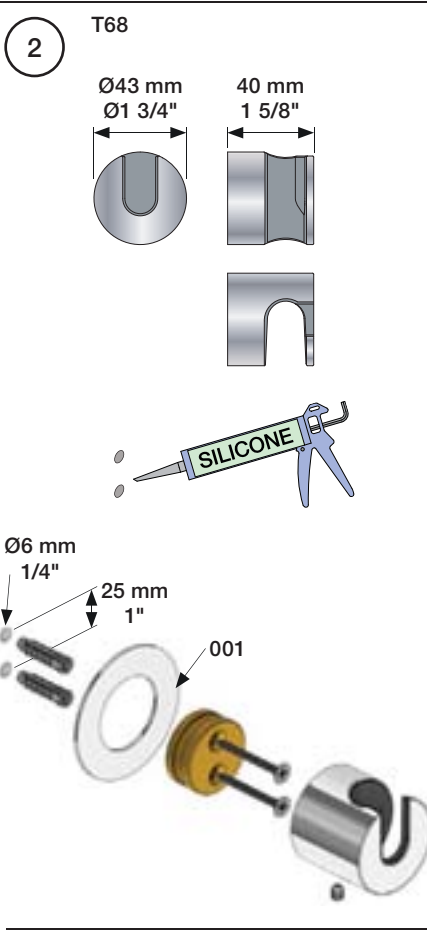


Fitting instruction  
 Montageanleitung  
 Monteringsvejledning  
 Monteringsvægledning  
 Montage hanleiding  
 Manuel de montage



Data	Bar:	1	2	3	4	5
T60	(l/min) (Gal/min)	6.9 1.8	9.8 2.6	12 3.2	14 3.7	15 4.1
	Max. 65°C. 150°F					

USA:  
 Max. flow rate:  
 2 Gal/min







VR1020K: VR20A, VR22, VR1020, VR1022  
 VR2019: VR20A, VR22, VR1019, VR1020, VR1022



vola  
 Lunavej 2  
 DK-8700 Horsens  
 Tlf : + 45 7023 5500  
 sales@vola.com  
 www.vola.com

## VOLA 070, 070R 070-HT2

Date  
 Apr. 21

Rev.  
 5

Sheet  
 SB 16