



APEX™ BENCH

PRODUCT DATA





APEX™ BENCH

PRODUCT DATA

Simple and elegant in form, the Apex Bench is at home in any setting. Built on a solid aluminum frame with seat slats in FSC® 100% Cumaru hardwood, Apex has an open footprint for optimum legroom, ease of cleaning, and security. Adaptable to fit your project needs, Apex Benches can be used on their own, linked end-to-end, or configured for wall-top mounting.

MATERIAL & CONSTRUCTION DETAILS

CONFIGURATIONS
<ul style="list-style-type: none"> The Apex Bench component system allows benches to be configured as individual, standalone units with two legs or as continuous runs in which the adjoining ganged sections share common legs. Since add-on sections require only one leg, their pricing is correspondingly lower. Wall-top configurations are also available. Please contact us to discuss your project's specific requirements.

FRAME
<ul style="list-style-type: none"> Frame is made of aluminum with a powdercoat finish. See the Forms+Surfaces Powdercoat Chart for details. Custom RAL colors are available for an upcharge. Due to the inherent nature of metal castings, gloss powdercoats are not offered on cast components.

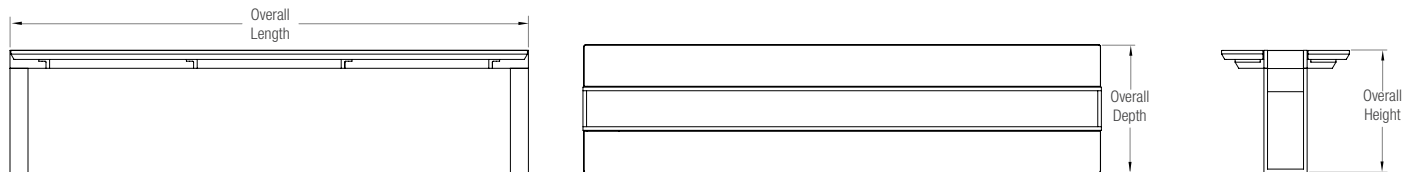
SLATS
<ul style="list-style-type: none"> Seat slats are made of FSC 100% Cumaru hardwood, which offers superior resistance to moisture, insects, fire, vandalism and decay. (FSC License Code: FSC-C004453) The hardwood has a natural oiled finish that enhances the wood's rich color.

INSTALLATION & MAINTENANCE

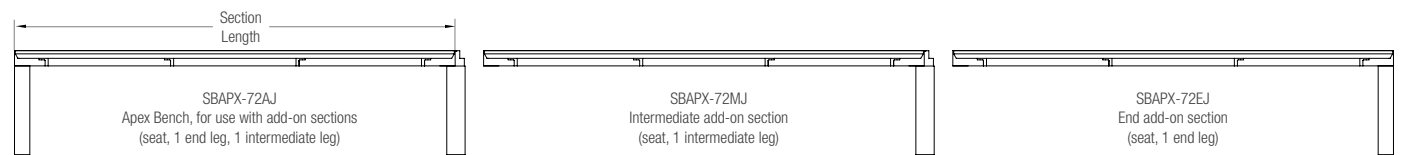
INSTALLATION
<ul style="list-style-type: none"> Apex Benches must be surface mounted. Anchors and stainless steel mounting screws are included. Wall-top mounting is also available and customized per project. Necessary hardware is included.

MAINTENANCE
<ul style="list-style-type: none"> Metal surfaces can be cleaned as needed using a soft cloth or brush with warm water and a mild detergent. Avoid abrasive cleaners. Cumaru hardwood can be maintained by re-oiling as needed with Penofin® hardwood finish or similar products.

NOMINAL DIMENSIONS



MODEL	OVERALL LENGTH	OVERALL DEPTH	OVERALL HEIGHT	WEIGHT
SBAPX-72SC	72.0" (1,829 mm)	17.7" (450 mm)	17.0" (432 mm)	89 lbs (40 kg)

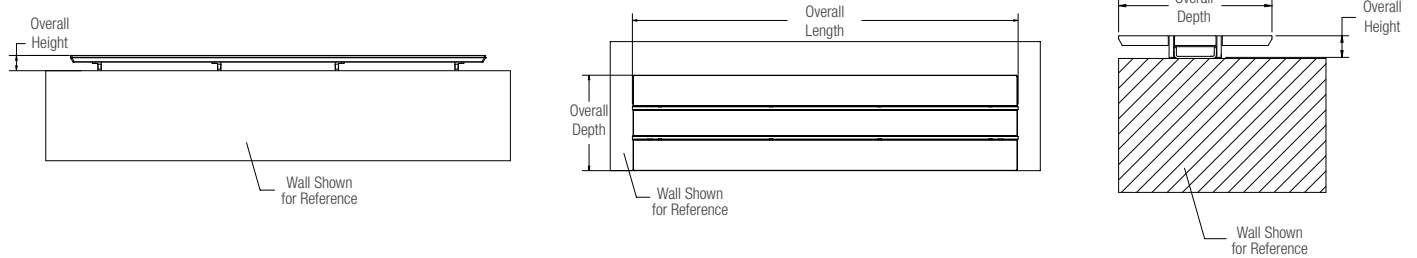


MODEL	SECTION LENGTH*	OVERALL DEPTH	OVERALL HEIGHT	WEIGHT
SBAPX-72AC	72.3" (1,836 mm)	17.7" (450 mm)	17.0" (432 mm)	92 lbs (42 kg)
SBAPX-72MC	72.3" (1,836 mm)	17.7" (450 mm)	17.0" (432 mm)	86 lbs (39 kg)
SBAPX-72EC	72.0" (1,829 mm)	17.7" (450 mm)	17.0" (432 mm)	83 lbs (38 kg)

*When specifying add-on sections, add 0.25" to overall length of final unit for each add-on section.



NOMINAL DIMENSIONS, CONTINUED



MODEL	OVERALL LENGTH	OVERALL DEPTH	OVERALL HEIGHT	WEIGHT
SBAPX-72SC-W	72.0" (1,829 mm)	17.7" (450 mm)	2.5" (63.5 mm)	67.2 lbs (67.2 kg)

ENVIRONMENTAL CONSIDERATIONS

- Please refer to the Apex Bench Environmental Data Sheet for detailed environmental impact information.
- Apex aluminum frames have a high recycled content.
- All Apex metal components are fully recyclable.
- All Apex wood is FSC 100%.
- Standard powdercoat finishes are no-VOC; non-standard powdercoat finishes are no- or low-VOC, depending on color.
- Low maintenance; easy to disassemble.

MODEL NUMBERS AND DESCRIPTIONS

MODEL	DESCRIPTION
SBAPX-72SC	Apex Bench, standalone bench, surface mount
SBAPX-72AC	Apex Bench, for use with add-on sections, surface mount
SBAPX-72MC	Intermediate add-on section, surface mount
SBAPX-72EC	End add-on section, surface mount
SBAPX-72SC-W	Apex Bench, wall-top mount

PRODUCT OPTIONS

The following options are available for an upcharge

Premium Texture Colors from Forms+Surfaces Powdercoat Chart
Custom RAL powdercoat color

LEAD TIME: 6 to 8 weeks for freestanding or surface mounted benches and planters; shorter lead times may be available upon request. Lead times for custom wall-top mounted benches will vary based on the project. Please contact us to discuss your specific timing requirements.

PRICING: Please contact us at **800.451.0410** or **sales@forms-surfaces.com**. At Forms+Surfaces, we design, manufacture and sell our products directly to you. Our sales team is available to assist you with questions about our products, requests for quotes, and orders. Territory Managers are located worldwide to assist with the front-end specification and quoting process, and our in-house Project Sales Coordinators follow your project through from the time you place an order to shipment.

TO ORDER SPECIFY: Model, quantity, powdercoat color for frame. Quote/Order Forms are available on our website to lead you through the specification process in a simple checkbox format.