

Tesi 3 è la versione a tre colonne della gamma Tesi, con una profondità di 101 mm. I Termoarredatori Tesi rappresentano il sistema più funzionale, modulare ed elegante per il riscaldamento di tutti gli ambienti. Grazie alle forme arrotondate, che riducono al minimo il rischio di incidenti, possono essere inseriti anche in locali pubblici, enti, scuole ed ospedali. Tesi3 si sviluppa con altezze da 200 ai 2500 mm.



Tesi 3, 12 elementi, altezza 2000 mm, larghezza 540 mm, Deep Blue

## Caratteristiche costruttive

tubi in lamiera d'acciaio di diametro 25 mm  
collettori in lamiera d'acciaio stampati  
larghezza elementi 45 mm (passo del singolo elemento)  
filettature estremità collettore sup. e inf. 1"1/4 G dx o sx  
pressione di esercizio massima ammessa 8 bar  
temperatura di esercizio massima ammessa 95°C  
lunghezza radiatore con tappi montati: (N° elem. x 45) + 24 mm  
misura dell'interasse valvola Irsap pari a 41÷44 mm  
misura dell'interasse detentore Irsap pari a 41÷44 mm

## Certificazioni



## Plus



## Dati tecnici

Modello	Profondità (mm)	Altezza (mm)	Interasse (mm)	Peso (kg)	Capacità (lt)	$\Delta t=50^{\circ}\text{C}$ (kcal/h)	$\Delta t=50^{\circ}\text{C}$ (Watt)	$\Delta t=40^{\circ}\text{C}$ (Watt)	$\Delta t=30^{\circ}\text{C}$ (Watt)	$\Delta t=20^{\circ}\text{C}$ (Watt)	Esponente
200	101,0	200	127	0,41	0,46	17,4	20,3	15,2	10,5	6,2	1,290
300	101,0	300	235	0,60	0,60	28,0	32,5	24,6	17,2	10,4	1,250
400	101,0	400	335	0,78	0,72	36,1	42,0	31,7	22,1	13,3	1,260
500	101,0	500	435	0,96	0,85	44,2	51,4	38,7	26,9	16,0	1,270
565	101,0	565	500	1,07	0,93	49,3	57,4	43,1	29,9	17,8	1,280
595	101,0	595	530	1,10	1,00	51,8	60,2	45,2	31,3	18,6	1,280
600	101,0	600	535	1,14	0,97	52,1	60,6	45,5	31,5	18,7	1,280
635	101,0	635	570	1,20	1,02	54,9	63,8	47,9	33,1	19,6	1,280
665	101,0	665	600	1,25	1,05	57,2	66,5	49,9	34,5	20,4	1,290
685	101,0	685	620	1,29	1,08	58,8	68,3	51,2	35,4	20,9	1,290
750	101,0	750	685	1,40	1,16	64,0	74,4	55,7	38,3	22,6	1,300
765	101,0	765	700	1,43	1,18	65,0	75,6	56,6	38,9	23,0	1,300
795	101,0	795	730	1,50	1,20	67,4	78,4	58,6	40,3	23,8	1,300
865	101,0	865	800	1,61	1,30	72,8	84,6	63,2	43,4	25,5	1,310
885	101,0	885	820	1,64	1,33	74,3	86,4	64,5	44,2	26,0	1,310
900	101,0	900	835	1,67	1,35	75,5	87,8	65,5	44,9	26,3	1,310
935	101,0	935	870	1,73	1,39	78,2	91,0	67,8	46,5	27,3	1,310
1000	101,0	1000	935	1,85	1,47	83,2	96,8	72,2	49,4	29,0	1,320
1200	101,0	1200	1135	2,37	1,70	98,7	114,8	85,5	58,4	34,2	1,320
1500	101,0	1500	1435	2,95	2,07	121,9	141,7	105,3	71,8	41,9	1,330
1665	101,0	1665	1600	3,28	2,27	134,7	156,7	116,4	79,4	46,3	1,330
1800	101,0	1800	1735	3,54	2,43	145,3	168,9	125,7	85,8	50,2	1,330
1865	101,0	1865	1800	3,66	2,51	150,4	174,8	130,2	89,0	52,0	1,320
2000	101,0	2000	1935	3,93	2,68	161,0	187,2	139,5	95,5	56,0	1,318

2065	101,0	2065	2000	4,05	2,76	166,1	193,2	144,1	98,7	57,9	1,315
2200	101,0	2200	2135	4,32	2,92	176,9	205,7	153,5	105,3	61,9	1,310
2500	101,0	2500	2435	4,90	3,29	201,0	233,7	174,9	120,4	71,1	1,299

Grazie alle elevate prestazioni dei radiatori Tesi3, il  $\Delta t$  ideale per la progettazione a bassa temperatura è 30°C

Per  $\Delta t$  diversi da 50°C utilizzare la formula:  $Q=Q_n (\Delta t / 50)^n$

A partire dalle vendite dell'anno 2010, tutta la gamma dei radiatori TESI è garantita 10 anni.

# Rese a batteria


Lunghezza (mm)	N° Elementi	200	300	400	500	565	595	600	635	665	685	750	765	795	865	885	900	935	1000	1200	1500	1665	1800	1865	2000	2065	
90	2	Watt																									
		=																									
		41	65	84	103	115	120	121	128	133	137	149	151	157	169	173	176	182	194	230	283	313	338	350	374	386	
135	3	Watt																									
		=																									
		61	98	126	154	172	181	182	191	200	205	223	227	235	254	259	263	273	290	344	425	470	507	525	562	580	
180	4	Watt																									
		=																									
		81	130	168	205	229	241	242	255	266	273	297	302	314	339	346	351	364	387	459	567	627	676	699	749	773	
225	5	Watt																									
		=																									
		101	163	210	257	287	301	303	319	333	342	372	378	392	423	432	439	455	484	574	709	783	845	874	936	966	
270	6	Watt																									
		=																									
		122	195	252	308	344	361	363	383	399	410	446	454	470	508	519	527	546	581	689	850	940	1014	1049	1123	1155	
315	7	Watt																									
		=																									
		142	228	294	360	402	421	424	446	466	478	521	529	549	592	605	615	637	678	803	992	1097	1182	1224	1310	1352	
360	8	Watt																									
		=																									
		162	260	336	411	459	482	485	510	532	547	595	605	627	677	692	702	728	774	918	1134	1253	1351	1399	1498	1548	
405	9	Watt																									
		=																									
		183	293	378	462	516	542	545	574	599	615	669	680	706	762	778	790	819	871	1033	1276	1410	1520	1574	1685	1733	
450	10	Watt																									
		=																									
		203	325	420	514	574	602	606	638	665	683	744	756	784	846	864	878	910	968	1148	1417	1567	1689	1748	1872	1932	
495	11	Watt																									
		=																									
		223	358	462	565	631	662	666	702	732	752	818	832	862	931	951	966	1000	1065	1262	1559	1723	1858	1923	2059	2123	
540	12	Watt																									
		=																									
		243	390	504	616	688	722	727	765	798	820	892	907	941	1016	1037	1054	1091	1161	1377	1701	1880	2027	2098	2247	2318	
585	13	Watt																									
		=																									
		264	423	546	668	746	783	788	829	865	888	967	983	1019	1100	1124	1141	1182	1258	1492	1843	2037	2196	2273	2434	2511	
630	14	Watt																									
		=																									
		284	455	588	719	803	843	848	893	931	957	1041	1058	1098	1185	1210	1229	1273	1355	1607	1984	2193	2365	2448	2621	2705	

Lunghezza (mm)	N° Elementi	200	300	400	500	565	595	600	635	665	685	750	765	795	865	885	900	935	1000	1200	1500	1665	1800	1865	2000	2065	
675	15	Watt = 304 488 630 771 861 903 909 957 998 1025 1116 1134 1176 1270 1297 1317 1364 1452 1721 2126 2350 2534 2623 2808 2899 =																									
720	16	Watt = 325 520 672 822 918 963 969 1020 1064 1093 1190 1210 1254 1354 1383 1405 1455 1549 1836 2268 2507 2703 2798 2995 =																									
765	17	Watt = 345 553 715 873 975 1023 1030 1084 1131 1162 1264 1285 1333 1439 1469 1493 1546 1645 1951 2410 2663 2872 2972 3183 =																									
810	18	Watt = 365 585 757 925 1033 1084 1090 1148 1197 1230 1339 1361 1411 1524 1556 1580 1637 1742 2066 2551 2820 3041 3147 3370 =																									
855	19	Watt = 386 618 799 976 1090 1144 1151 1212 1264 1298 1413 1436 1490 1608 1642 1668 1728 1839 2180 2693 2977 3209 3322 3557 =																									
900	20	Watt = 406 650 841 1027 1147 1204 1212 1276 1330 1367 1487 1512 1568 1693 1729 1756 1819 1936 2295 2835 3133 3378 3497 3744 =																									
945	21	Watt = 426 683 883 1079 1205 1264 1272 1339 1397 1435 1562 1588 1646 1777 1815 1844 1910 2033 2410 2977 3290 3547 3672 3931 =																									
990	22	Watt = 446 715 925 1130 1262 1324 1333 1403 1463 1503 1636 1663 1725 1862 1902 1932 2001 2129 2525 3118 3447 3716 3847 4119 =																									
1035	23	Watt = 467 748 967 1182 1320 1385 1393 1467 1530 1572 1711 1739 1803 1947 1988 2019 2092 2226 2639 =																									
1080	24	Watt = 487 780 1009 1233 1377 1445 1454 1531 1596 1640 1785 1814 1882 2031 2075 2107 2183 2323 2754 =																									
1125	25	Watt = 507 813 1051 1284 1434 1505 1514 1594 1663 1708 1859 1890 1960 2116 2161 2195 2274 2420 2869 =																									
1170	26	Watt = 528 845 1093 1336 1492 1565 1575 1658 1730 1777 1934 1966 2038 2201 2247 2283 2365 2517 =																									
1215	27	Watt = 548 878 1135 1387 1549 1625 1636 1722 1796 1845 2008 2041 2117 2285 2334 2371 2456 2613 =																									




## Colori e finiture

### STANDARD



**Bianco Standard**  
Cod. 01


### CLASSIC




**Bianco Edelweiss**  
Cod. 34




**Avorio - RAL 1013**  
Cod. 02




**Beige Cream**  
Cod. 26




**Giallo - RAL 1021**  
Cod. 04




**Giallo Melone -  
RAL 1028**  
Cod. E7




**Arancio - RAL 2004**  
Cod. 17




**Marrone Ruggine -  
RAL 8004**  
Cod. E1




**Marrone - RAL 8017**  
Cod. 09




**Amaranto - RAL  
3003**  
Cod. 06




**Rosso - RAL 3000**  
Cod. 05




**Rosso Fragola -  
RAL 3018**  
Cod. Y3



**Rosa - RAL 3015**  
Cod. R2



**Lilla Bluastro - RAL  
4005**  
Cod. R3




**Porpora Traffico -  
RAL 4006**  
Cod. R6




**Verde Bosco - RAL  
6005**  
Cod. 19




**Verde Erba - RAL  
6018**  
Cod. N3




**Verde Salvia - RAL  
6021**  
Cod. E6



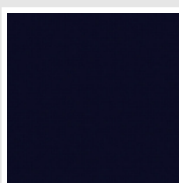
**Blu Pastello - RAL  
5024**  
Cod. G7



**Grigio Manhattan**  
Cod. 03




**Nero - RAL 9005**  
Cod. 10




**Deep Blue**  
Cod. 2F


### SPECIAL



**Bianco Perla**  
Cod. 16



**Quartz 1**  
Cod. 1C




**Sablé**  
Cod. Y4




**Quartz 2**  
Cod. 2C




**Sunstone**  
Cod. 2D




**Bruno Tabacco**  
Cod. 1B




**Flame Red**  
Cod. 7D




**Purple Blue**  
Cod. 1D




**Azurite 3**  
Cod. 6C



**Grigio Medio**  
Cod. 4D



**Grigio Titanio  
Metallizzato - RAL  
9023**  
Cod. L3




**Grigio Perla**  
Cod. L6




**Nero Grafite**  
Cod. 18




**Grigio Quarzo**  
Cod. 31




**Nero Satinato**  
Cod. 30




**Bianco Opaco**  
Cod. J8




**Nero Opaco**  
Cod. K1




**Agave**  
Cod. 9N




**Blu Baltico**  
Cod. 1P




**Ghiaccio**  
Cod. 3P




**Blu Colomba  
Opaco - RAL 5014**  
Cod. 4P




**Grigio Chiaro  
Opaco**  
Cod. 8N



**Grigio Cenere - Ral  
7021**  
Cod. G1




**Grigio Martellato**  
Cod. 32



**Rame Martellato**  
Cod. J4

## FINISHES



**Trattamento Loft**  
Cod. TR

## RAL



**Altri colori RAL (previa fattibilità)**  
Cod. ALTRIRAL



I colori rappresentati in questa cartella non sono da considerarsi impegnativi. I diversi processi tecnologici di verniciatura ed i materiali utilizzati per la realizzazione possono non avere una perfetta corrispondenza cromatica con il prodotto consegnato. L'azienda Irsap si riserva la facoltà di apportare in qualsiasi momento tutte le modifiche necessarie per il miglioramento del prodotto.