



KNIGHT™ BENCH

PRODUCT DATA





KNIGHT™ BENCH

PRODUCT DATA


Knight Benches blend understated refinement, rustproof construction, and high-performance green materials. Backed and backless designs feature all-aluminum frames with beautifully detailed polished edges. Beveled slats in powdercoated extruded aluminum, FSC® 100% Ipé hardwood or FSC® Recycled 100% Teak hardwood complete the look. Ideal for public settings of all kinds, Knight Benches coordinate with the rest of the Knight family: a table ensemble, litter receptacle, illuminated and security bollards, and pedestrian lighting.

MATERIAL & CONSTRUCTION DETAILS

INSTALLATION & MAINTENANCE

FRAME	SLATS	INSTALLATION
<ul style="list-style-type: none"> Frame is made of solid aluminum. Outer frame edges are polished; inner surfaces have a powdercoat finish. All surfaces are clear-coated. See the Forms+Surfaces Powdercoat Chart for details. Custom RAL colors are available for an upcharge. Wall-top configurations are also available. Please contact us to discuss your project's specific requirements. 	<ul style="list-style-type: none"> Ipé hardwood slats offer superior resistance to moisture, insects, fire, vandalism and decay. Recycled 100% Teak hardwood slats, hand salvaged from old, neglected buildings, are a durable alternative to Ipé for six-foot benches. Each slat is carefully reworked and may have small plugs, minor checking, or grain imperfections. All hardwood used for Knight Benches is FSC® Recycled 100% or FSC® Recycled 100% and has a natural oiled finish that enhances the wood's rich color. (FSC License Code: FSC-C004453) Extruded aluminum slats with zinc end caps feature a lightly grooved surface for enhanced appearance and non-slip feel. Aluminum slats and zinc end caps are powdercoated. See the Forms+Surfaces Powdercoat Chart for details. Custom RAL colors are available for an upcharge. 	<ul style="list-style-type: none"> Knight Benches must be surface mounted. Anchors and stainless steel mounting screws are included. Wall-top mounting is also available and customized per project. Necessary hardware is included.
OPTIONAL ARMRESTS		MAINTENANCE
<ul style="list-style-type: none"> Backed benches use angled armrests while backless benches use horizontal handholds. Armrests are solid aluminum with finish and detailing to match the bench frame. Benches can be specified with up to three armrests at the bench ends and/or at the center of the bench. 		<ul style="list-style-type: none"> Metal surfaces can be cleaned as needed using a soft cloth or brush with warm water and a mild detergent. Avoid abrasive cleaners. FSC® 100% Ipé hardwood slats can be maintained by re-oiling as needed with Penofin® hardwood finish or similar products. FSC® Recycled 100% Teak hardwood slats can be maintained by re-oiling as needed with linseed oil. Avoid abrasive cleaners and spray polishes.

NOMINAL DIMENSIONS



MODEL	OVERALL LENGTH	OVERALL DEPTH	SEAT DEPTH	OVERALL HEIGHT	SEAT HEIGHT	ARMREST HEIGHT	WEIGHT*
SBKNI-072N	72" (1829 mm)	19.8" (503 mm)	19.8" (503 mm)	18" (457 mm)	18" (457 mm)	19.5" (495 mm)	81.3 lbs (36.9 kg)
SBKNI-072NT	72" (1829 mm)	19.8" (503 mm)	19.8" (503 mm)	18" (457 mm)	18" (457 mm)	19.5" (495 mm)	81.3 lbs (36.9 kg)
SBKNI-072NA	72" (1829 mm)	19.8" (503 mm)	19.8" (503 mm)	18" (457 mm)	18" (457 mm)	19.5" (495 mm)	101.7 lbs (46.1 kg)
SBKNI-096N	96" (2438 mm)	19.8" (503 mm)	19.8" (503 mm)	18" (457 mm)	18" (457 mm)	19.5" (495 mm)	102.0 lbs (46.3 kg)
SBKNI-096NA	96" (2438 mm)	19.8" (503 mm)	19.8" (503 mm)	18" (457 mm)	18" (457 mm)	19.5" (495 mm)	135 lbs (61.2kg)

*Add 1.8 lbs (0.82 kg) for each additional optional end or intermediate armrest.

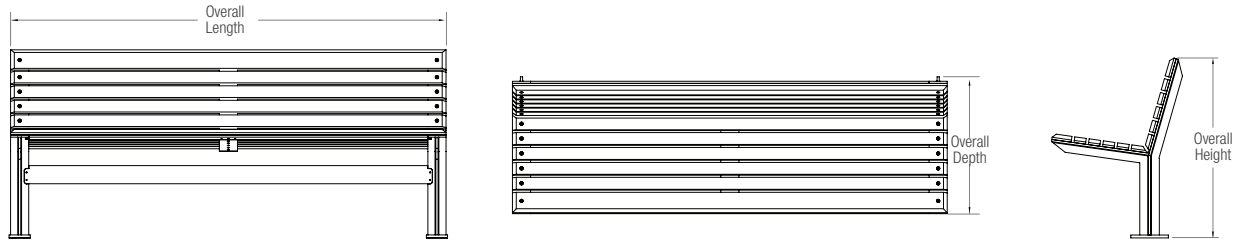
See Page 4 for complete model number descriptions.



KNIGHT™ BENCH

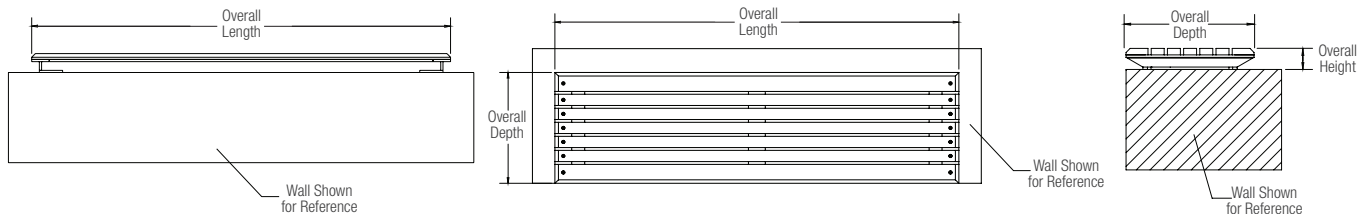
PRODUCT DATA

NOMINAL DIMENSIONS, CONTINUED



MODEL	OVERALL LENGTH	OVERALL DEPTH	SEAT DEPTH	OVERALL HEIGHT	SEAT HEIGHT	ARMREST HEIGHT	WEIGHT*
SBKNI-072B	72" (1829 mm)	21.9" (556 mm)	15.2" (386 mm)	31.1" (790 mm)	17.9" (455 mm)	20.8" (527 mm)	109.2 lbs (49.5 kg)
SBKNI-072BT	72" (1829 mm)	21.9" (556 mm)	15.2" (386 mm)	31.1" (790 mm)	17.9" (455 mm)	20.8" (527 mm)	109.2 lbs (49.5 kg)
SBKNI-072BA	72" (1829 mm)	21.9" (556 mm)	15.2" (386 mm)	31.1" (790 mm)	17.9" (455 mm)	20.8" (527 mm)	148.3 (67.3 kg)
SBKNI-096B	96" (2438 mm)	21.9" (556 mm)	15.2" (386 mm)	31.1" (790 mm)	17.9" (455 mm)	20.8" (527 mm)	144.5 lbs (65.5 kg)
SBKNI-096BA	96" (2438 mm)	21.9" (556 mm)	15.2" (386 mm)	31.1" (790 mm)	17.9" (455 mm)	20.8" (527 mm)	194.8 lbs (88.4 kg)

*Add 1.8 lbs (0.82 kg) for each additional optional end or intermediate armrest.



MODEL	OVERALL LENGTH	OVERALL DEPTH	SEAT DEPTH	OVERALL HEIGHT	SEAT HEIGHT	ARMREST HEIGHT	WEIGHT*
SBKNI-072N-W	72" (1829 mm)	19.8" (503 mm)	19.8" (503 mm)	3.3" (790 mm)	3.3" (790 mm)	20.8" (527 mm)	77.2 lbs (35 kg)
SBKNI-072NT-W	72" (1829 mm)	19.8" (503 mm)	19.8" (503 mm)	3.3" (790 mm)	3.3" (790 mm)	20.8" (527 mm)	77.2 lbs (35 kg)
SBKNI-072NA-W	72" (1829 mm)	19.8" (503 mm)	19.8" (503 mm)	3.3" (790 mm)	3.3" (790 mm)	20.8" (527 mm)	90.7 lbs (41.1 kg)
SBKNI-096N-W	96" (2438 mm)	19.8" (503 mm)	19.8" (503 mm)	3.3" (790 mm)	3.3" (790 mm)	20.8" (527 mm)	115.7 lbs (52.5 kg)
SBKNI-096NA-W	96" (2438 mm)	19.8" (503 mm)	19.8" (503 mm)	3.3" (790 mm)	3.3" (790 mm)	20.8" (527 mm)	130.9 lbs (59.4 kg)

*Add 1.8 lbs (0.82 kg) for each additional optional end or intermediate armrest.

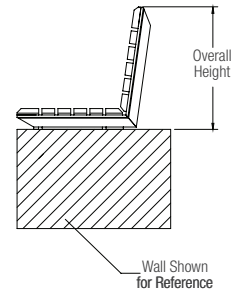
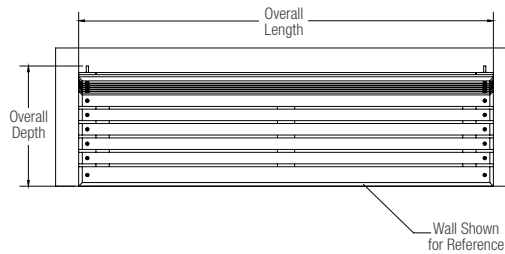
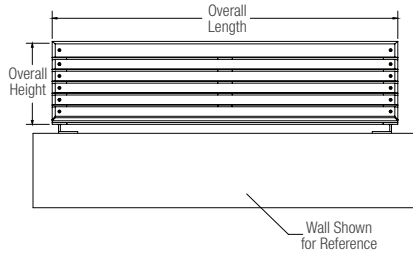
See Page 4 for complete model number descriptions.



KNIGHT™ BENCH

PRODUCT DATA

NOMINAL DIMENSIONS, CONTINUED



MODEL	OVERALL LENGTH	OVERALL DEPTH	SEAT DEPTH	OVERALL HEIGHT	SEAT HEIGHT	ARMREST HEIGHT	WEIGHT*
SBKNI-072B-W	72" (1829 mm)	21.9" (556 mm)	15.2" (386 mm)	19.2" (488 mm)	17.9" (455 mm)	20.8" (527 mm)	115.7 lbs (52.5 kg)
SBKNI-072BT-W	72" (1829 mm)	21.9" (556 mm)	15.2" (386 mm)	19.2" (488 mm)	17.9" (455 mm)	20.8" (527 mm)	115.7 lbs (52.5 kg)
SBKNI-072BA-W	72" (1829 mm)	21.9" (556 mm)	15.2" (386 mm)	19.2" (488 mm)	17.9" (455 mm)	20.8" (527 mm)	130.9 lbs (59.4 kg)
SBKNI-096B-W	96" (2438 mm)	21.9" (556 mm)	15.2" (386 mm)	19.2" (488 mm)	17.9" (455 mm)	20.8" (527 mm)	162.5 lbs (73.7 kg)
SBKNI-096BA-W	96" (2438 mm)	21.9" (556 mm)	15.2" (386 mm)	19.2" (488 mm)	17.9" (455 mm)	20.8" (527 mm)	182.3 lbs (82.7 kg)

*Add 1.8 lbs (0.82 kg) for each additional optional end or intermediate armrest.

See Page 4 for complete model number descriptions.

ENVIRONMENTAL CONSIDERATIONS

- Please refer to the Knight Bench Environmental Data Sheet for detailed environmental impact information.
- Knight aluminum frames have up to 65% recycled content.
- All Knight metal components are fully recyclable.
- All Knight wood is FSC® 100% or FSC® Recycled 100%.
- Standard powdercoat finishes are no-VOC; non-standard powdercoat finishes are no- or low-VOC, depending on color.
- Low maintenance.
- Easy to disassemble.



KNIGHT™ BENCH

PRODUCT DATA

MODEL NUMBERS AND DESCRIPTIONS

MODEL	DESCRIPTION
SBKNI-072B	Knight Bench, FSC® 100% Ipé hardwood slats, 6 foot, backed, surface mount
SBKNI-072B-W	Knight Bench, FSC® 100% Ipé hardwood slats, 6 foot, backed, wall-top mount
SBKNI-072N	Knight Bench, FSC® 100% Ipé hardwood slats, 6 foot, backless, surface mount
SBKNI-072N-W	Knight Bench, FSC® 100% Ipé hardwood slats, 6 foot, backless, wall-top mount
SBKNI-096B	Knight Bench, FSC® 100% Ipé hardwood slats, 8 foot, backed, surface mount
SBKNI-096B-W	Knight Bench, FSC® 100% Ipé hardwood slats, 8 foot, backed, wall-top mount
SBKNI-096N	Knight Bench, FSC® 100% Ipé hardwood slats, 8 foot, backless, surface mount
SBKNI-096N-W	Knight Bench, FSC® 100% Ipé hardwood slats, 8 foot, backless, wall-top mount
SBKNI-072BT	Knight Bench, FSC® Recycled 100% Teak hardwood slats, 6 foot, backed, surface mount
SBKNI-072BT-W	Knight Bench, FSC® Recycled 100% Teak hardwood slats, 6 foot, backed, wall-top mount
SBKNI-072NT	Knight Bench, FSC® Recycled 100% Teak hardwood slats, 6 foot, backless, surface mount
SBKNI-072NT-W	Knight Bench, FSC® Recycled 100% Teak hardwood slats, 6 foot, backless, wall-top mount
SBKNI-072BA	Knight Bench, extruded aluminum slats, 6 foot, backed, surface mount
SBKNI-072BA-W	Knight Bench, extruded aluminum slats, 6 foot, backed, wall-top mount
SBKNI-072NA	Knight Bench, extruded aluminum slats, 6 foot, backless, surface mount
SBKNI-072NA-W	Knight Bench, extruded aluminum slats, 6 foot, backless, wall-top mount
SBKNI-096BA	Knight Bench, extruded aluminum slats, 8 foot, backed, surface mount
SBKNI-096BA-W	Knight Bench, extruded aluminum slats, 8 foot, backed, wall-top mount
SBKNI-096NA	Knight Bench, extruded aluminum slats, 8 foot, backless, surface mount
SBKNI-096NA-W	Knight Bench, extruded aluminum slats, 8 foot, backless, wall-top mount

PRODUCT OPTIONS

The following options are available for an upcharge

Armrest(s) for backed or backless Knight Bench	Custom RAL powdercoat color
--	-----------------------------

LEAD TIME: 6 to 8 weeks for freestanding or surface mounted benches and planters; shorter lead times may be available upon request. Lead times for custom wall-top mounted benches will vary based on the project. Please contact us to discuss your specific timing requirements.

PRICING: Please contact us at **800.451.0410** or **sales@forms-surfaces.com**. At Forms+Surfaces, we design, manufacture and sell our products directly to you. Our sales team is available to assist you with questions about our products, requests for quotes, and orders. Territory Managers are located worldwide to assist with the front-end specification and quoting process, and our in-house Project Sales Coordinators follow your project through from the time you place an order to shipment.

TO ORDER SPECIFY: Quantity, model, powdercoat color for frame, number, and location of optional armrests. Quote/Order Forms are available on our website to lead you through the specification process in a simple checkbox format.