



LEDA



FORMS+SURFACES®



LEDA™ BENCH

PRODUCT DATA

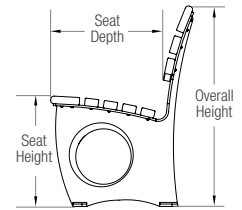
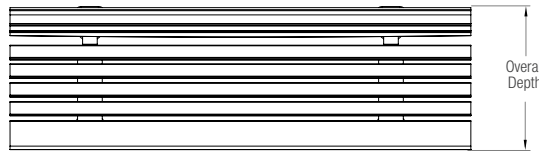
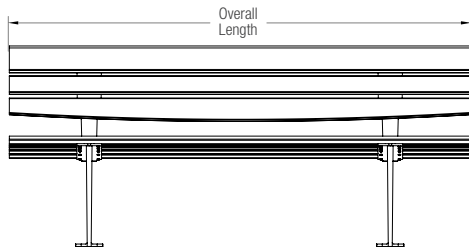
Leda Benches strike a perfect balance between contemporary themes and more traditional elements. Boldly shaped solid aluminum castings form the bench legs and structure. Seats and backs are made of FSC® 100% Ipé, an incredibly strong hardwood that is highly resistant to moisture, insects, and vandalism. Available in numerous variants, Leda Benches are a stylish and highly versatile solution for a wide range of indoor or outdoor public seating requirements.

MATERIAL & CONSTRUCTION DETAILS

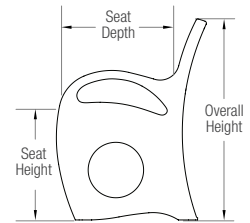
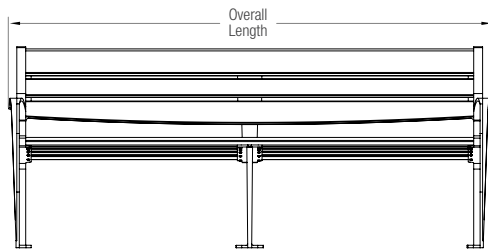
INSTALLATION & MAINTENANCE

FRAME	CURVED BENCHES	SLATS	INSTALLATION	MAINTENANCE
<ul style="list-style-type: none"> Frame is made of solid cast aluminum with powdercoat finish. See the Forms+Surfaces Powdercoat Chart for details. Custom RAL colors are available for an upcharge. Due to the inherent nature of metal castings, gloss powdercoats are not offered for cast components. 	<ul style="list-style-type: none"> Backless curved benches are sized so that six 6-foot benches or four 8-foot benches will form a circle when placed end-to-end. 	<ul style="list-style-type: none"> Ipé hardwood slats offer superior resistance to moisture, insects, fire, vandalism and decay. All Leda wood is FSC® 100% and has a natural oiled finish that enhances the wood's rich color. (FSC License Code: FSC-C004453) 	<ul style="list-style-type: none"> Leda Benches can be freestanding or surface mounted. Surface mounted models include anchors and stainless steel mounting screws. 	<ul style="list-style-type: none"> Metal surfaces can be cleaned as needed using a soft cloth or brush with warm water and a mild detergent. Avoid abrasive cleaners. Ipé hardwood slats can be maintained by re-oiling as needed with Penofin® hardwood finish or similar products.

NOMINAL DIMENSIONS



MODEL	OVERALL LENGTH	OVERALL DEPTH	SEAT DEPTH	OVERALL HEIGHT	SEAT HEIGHT	OVERALL WEIGHT
SBLED-3B	72.0" (1829 mm)	22.3" (566 mm)	17.6" (447 mm)	31.3" (795 mm)	17.2" (437 mm)	102.2 lbs (46.4 kg)
SBLED-4B	96.0" (2438 mm)	22.3" (566 mm)	17.4" (442 mm)	31.3" (795 mm)	17.2" (437 mm)	123.5 lbs (56.0 kg)



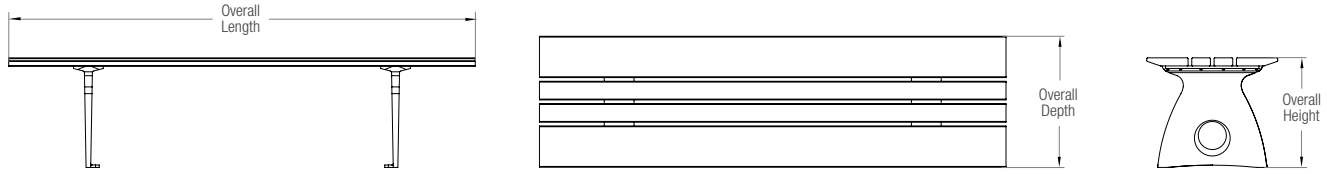
MODEL	OVERALL LENGTH	OVERALL DEPTH	SEAT DEPTH	OVERALL HEIGHT	SEAT HEIGHT	OVERALL WEIGHT
SBLED-3BA	75.3" (1913 mm)	23.4" (594 mm)	18.7" (475 mm)	31.4" (798 mm)	17.2" (437 mm)	117.4 lbs (53.3 kg)
SBLED-4BA	99.3" (2522 mm)	23.4" (594 mm)	18.7" (475 mm)	31.4" (798 mm)	17.2" (437 mm)	138.7 lbs (62.9 kg)



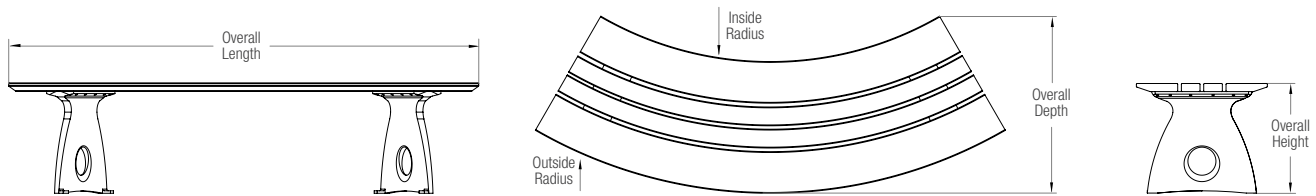
LEDA™ BENCH

PRODUCT DATA

NOMINAL DIMENSIONS (Continued)



MODEL	OVERALL LENGTH	OVERALL DEPTH	OVERALL HEIGHT	OVERALL WEIGHT
SBLED-3L	72.0" (1829 mm)	20.2" (513 mm)	16.9" (429 mm)	92.5 lbs (42.0 kg)
SBLED-4L	96.0" (2438 mm)	20.2" (513 mm)	16.9" (429 mm)	109.5 lbs (49.7 kg)



MODEL	OVERALL LENGTH	OVERALL DEPTH	OVERALL HEIGHT	INSIDE RADIUS	OUTSIDE RADIUS	OVERALL WEIGHT
SBLED-3C	71.9" (1826 mm)	27.1" (688 mm)	16.9" (429 mm)	51.9" (1318 mm)	72.0" (1829 mm)	87.3 lbs (39.6 kg)
SBLED-4C	95.9" (2436 mm)	34.2" (869 mm)	16.9" (429 mm)	47.8" (1214 mm)	67.9" (1725 mm)	130.0 lbs (59.0 kg)

ENVIRONMENTAL CONSIDERATIONS

- Please refer to the Leda Bench Environmental Data Sheet for detailed environmental impact information.
- Leda's aluminum castings have up to 95% recycled content and are fully recyclable; all Leda wood is FSC® 100%.
- Standard powdercoat finishes are no-VOC; non-standard powdercoat finishes are no- or low-VOC, depending on color.
- Low maintenance; Easy to disassemble.

MODEL NUMBERS AND DESCRIPTIONS

MODEL	DESCRIPTION
SBLED-3BA	Leda Bench, backed, 6 foot with arms
SBLED-4BA	Leda Bench, backed, 8 foot with arms
SBLED-3B	Leda Bench, backed, 6 foot, no arms
SBLED-4B	Leda Bench, backed, 8 foot, no arms
SBLED-3L	Leda Bench, backless, 6 foot, straight, no arms
SBLED-4L	Leda Bench, backless, 8 foot, straight, no arms
SBLED-3C	Leda Bench, backless, 6 foot, curved, no arms
SBLED-4C	Leda Bench, backless, 8 foot, curved, no arms

PRODUCT OPTIONS

The following options are available for an upcharge

Premium Texture Colors from Forms+Surfaces Powdercoat Chart
Custom RAL powdercoat color



LEDA™ BENCH

PRODUCT DATA

LEAD TIME: 6 to 8 weeks. Shorter lead times may be available upon request. Please contact us to discuss your specific timing requirements.

PRICING: Please contact us at **800.451.0410** or **sales@forms-surfaces.com**. At Forms+Surfaces, we design, manufacture and sell our products directly to you. Our sales team is available to assist you with questions about our products, requests for quotes, and orders. Territory Managers are located worldwide to assist with the front-end specification and quoting process, and our in-house Project Sales Coordinators follow your project through from the time you place an order to shipment.

TO ORDER SPECIFY: Quantity, model, powdercoat color, freestanding, or surface mount. Quote/Order Forms are available on our website to lead you through the specification process in a simple checkbox format.