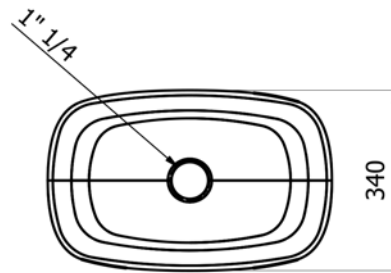



## product technical sheet

collection	<b>BOUNCE</b>
code	<b>EVLABOU - EVLABOUN</b>
description	Washbasin in soft polyurethane
certifications	TUV system certification UNI EN ISO 9001. Compliant to the Regulation 305/2011 and to the rule EN 14688.
features	Countertop installation: the product can be installed on a table top of the customer, or it can be installed on a bracket wall mounted made of steel. Color white or black. Smooth surface finish. Overflow not included. Waste coupling included, made of chrome-plated brass with always open tap made of white Corian or mat black painted. Available, on demand, the waste coupling click clack. Inside frame made of carbon-steel with galvanic treatment.
size	560 x 340 x 180 mm
installation	Install on a table top using 4 screws M6 ( table top and screws not included ), or wall mounting with a specific bracket ( not included, that you can order adding the code EVLASTA: bracket painted polished white, or EVLASTAN: bracket painted mat black ), using appropriate fasteners. Connect to the water drain. Check the solidity of the installation of the product, and make sure about a safely installation.
finishes	EVLABOU: white color with waste coupling in white Corian. EVLABOUN: clack color with waste coupling black painted.
maintenance	Check periodically the correct fixation of the washbasin. Clean only with neutral products, do not use aggressive or abrasive detergents; do not damage the surface.
materials	Polyurethane, steel.

product technical sheet

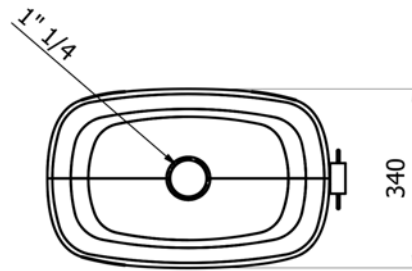
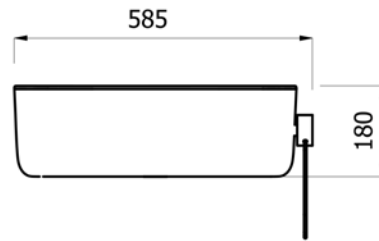


ST\_PRODOTTO: EVLABOU - EVLABOUN - REV.01 of 10/03/2021 - 12/03/21 - APPROVED C.V.

## product technical sheet

collection	<b>BOUNCE</b>
code	<b>EVLACOR</b>
description	Soft polyurethane washbasin with lateral towel holder made of rope.
certifications	TUV system certification UNI EN ISO 9001. Compliant to the Regulation 305/2011 and to the rule EN 14688.
features	Countertop installation: the product can be installed on a table top of the customer, or it can be installed on a bracket wall mounted made of steel. White color. Smooth surface finish. Overflow not included. Waste coupling included, made of chrome-plated brass with always open tap made of white Corian. Available, on demand, the waste coupling click clack. Inside frame made of carbon-steel with galvanic treatment. Towel holder made of beechwood and nylon rope. The product can be installed on a table top or wall mounted with a steel bracket.
size	585 x 340 x 180 mm
installation	Install on a table top using 4 screws M6 ( table top and screws not included ) or wall mounting with a specific bracket ( not included, cod. EVLASTA ) using appropriate fasteners. Connect to the water drain. Check the solidity of the installation of the product, and make sure about a safely installation.
finishes	White color. Waste coupling in white Corian. Towel holder made of natural beechwood. Grey rope.
maintenance	Check periodically the correct fixation of the washbasin. Clean only with neutral products, do not use aggressive or abrasive detergents; do not damage the surface.
materials	Polyurethane, steel, beechwood, nylon.

product technical sheet

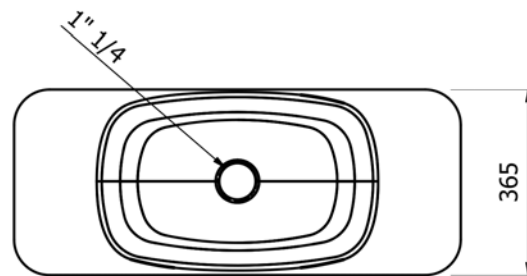
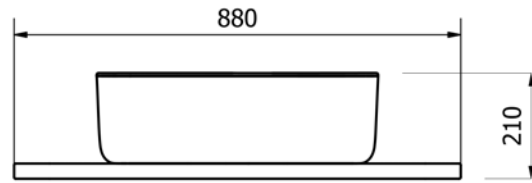


ST\_PRODOTTO: EVLACOR - REV. 01 of 10/03/2021 - 12/03/21 - APPROVED T.D.

## product technical sheet

collection	<b>BOUNCE</b>
code	<b>EVLACOU</b>
description	Soft polyurethane washbasin with lower shelf in beechwood.
certifications	TUV system certification UNI EN ISO 9001. Compliant to the Regulation 305/2011 and to the rule EN 14688.
features	White color. Smooth surface finish. Overflow not included. Waste coupling included, made of chrome-plated brass with always open tap made of white Corian. Available, on demand, the waste coupling click clack. Inside frame made of carbon-steel with galvanic treatment. Table top made of beechwood th 30 mm.
size	880 x 365 x 210 mm
installation	Install on a table top using 4 screws M6 ( included ). To fix the table top to the wall use "concealed brackets for shelves", not included. Hole on the table top to insert the concealed brackets for shelves: Ø 14 mm. Choose the correct type of fastener considering the type of wall. Connect to the water drain. Check the solidity of the installation of the product, and make sure about a safely installation.
finishes	White color. Waste coupling in white Corian. Shelf in natural beechwood.
maintenance	Check periodically the correct fixation of the washbasin. Clean only with neutral products, do not use aggressive or abrasive detergents; do not damage the surface.
materials	Polyurethane, steel, beechwood.

product technical sheet

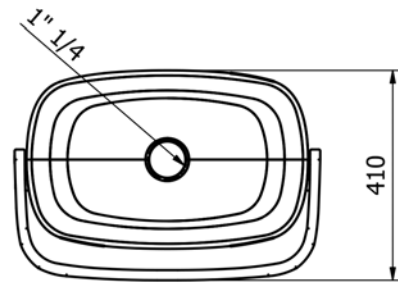



ST\_PRODOTTO: EVLACOU - REV. 01 of 10/03/2021 - 12/03/21 - APPROVED T.D.

## product technical sheet

collection	<b>BOUNCE</b>
code	<b>EVLAHUG</b>
description	Soft polyurethane washbasin with encircling towel holder in beechwood.
certifications	TUV system certification UNI EN ISO 9001. Compliant to the Regulation 305/2011 and to the rule EN 14688.
features	Countertop installation: the product can be installed on a table top of the customer, or it can be installed on a bracket wall mounted made of steel. Color white or black. Smooth surface finish. Overflow not included. Waste coupling included, made of chrome-plated brass with always open tap made of white Corian . Available, on demand, the waste coupling click clack. Inside frame made of carbon-steel with galvanic treatment. Encircling towel holder in beechwood.
size	600 x 410 x 180 mm
installation	Install on a table top using 4 screws M6 ( table top and screws not included ), or wall mounting with a specific bracket ( not included, that you can order adding the code EVLASTA ) using appropriate fasteners. Connect to the water drain. Check the solidity of the installation of the product, and make sure about a safely installation.
finishes	White color. Waste coupling in white Corian. Towel holder in natural beechwood.
maintenance	Check periodically the correct fixation of the washbasin. Clean only with neutral products, do not use aggressive or abrasive detergents; do not damage the surface.
materials	Polyurethane, steel, beechwood.

product technical sheet



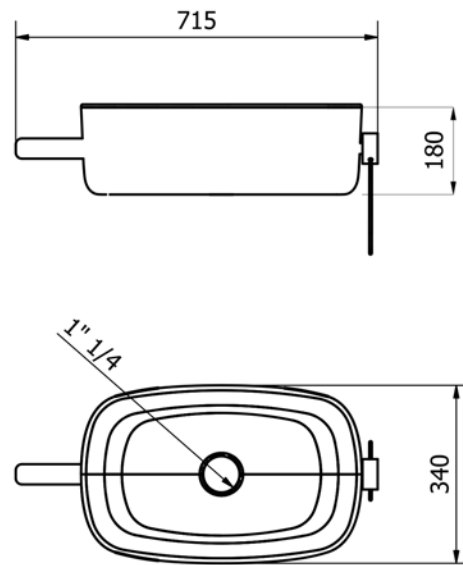
ST\_PRODOTTO: EVLAHUG - REV. 01 of 12/03/2021 - 12/03/21 - APPROVED T.D.



## product technical sheet

collection	<b>BOUNCE</b>
code	<b>EVLAPAN</b>
description	Soft polyurethane washbasin with lateral hook and towel holder.
certifications	TUV system certification UNI EN ISO 9001. Compliant to the Regulation 305/2011 and to the rule EN 14688.
features	Countertop installation: the product can be installed on a table top of the customer, or it can be installed on a bracket wall mounted made of steel. Color white. Smooth surface finish. Overflow not included. Waste coupling included, made of chrome-plated brass with always open tap made of white Corian Available, on demand, the waste coupling click clack. Inside frame made of carbon-steel with galvanic treatment. Provided with two towel holders, a straight one made of beechwood, and a ring one made of beechwood and nylon rope.
size	715 x 340 x 180 mm
installation	Install on a table top using 4 screws M6 ( table top and screws not included ), or wall mounting with a specific bracket ( not included, that you can order adding the code EVLASTA ) using appropriate fasteners. Connect to the water drain. Check the solidity of the installation of the product, and make sure about a safely installation.
finishes	White color. Waste coupling in white Corian. Towel holder in natural beechwood. Grey rope.
maintenance	Check periodically the correct fixation of the washbasin. Clean only with neutral products, do not use aggressive or abrasive detergents; do not damage the surface.
materials	Polyurethane, steel, beechwood, nylon.

product technical sheet



ST\_PRODOTTO: EVLAPAN - REV. 01 of 12/03/2021 - 12/03/21 - APPROVED T.D.