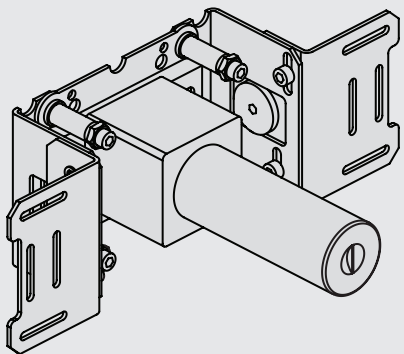




Fitting instruction
Montageanleitung
Monteringsvejledning

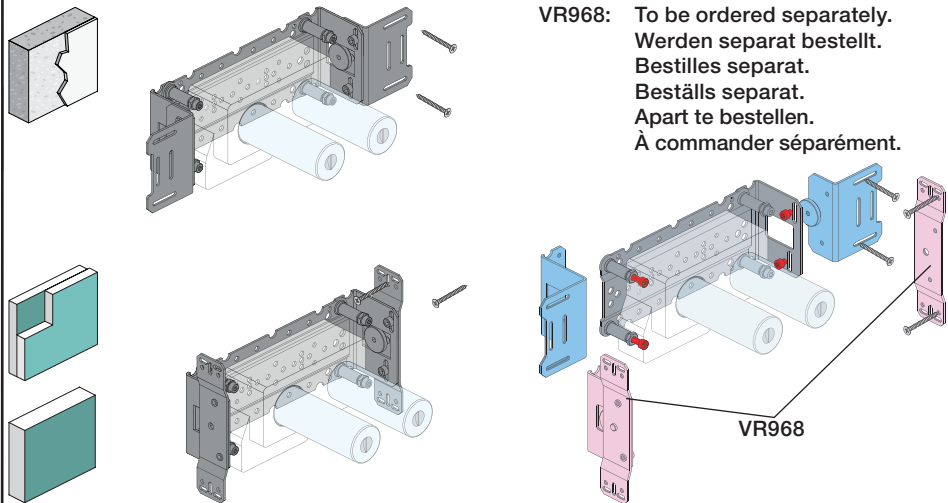
Monteringsvägledning
Montage hanledning
Manuel de montage



www.vola.com
200M_V3_40998506



vola

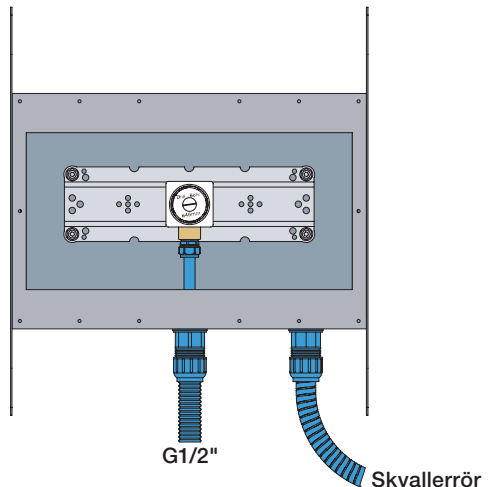


VR968: To be ordered separately.
Werden separat bestellt.
Bestilles separat.
Beställs separat.
Apart te bestellen.
À commander séparément.



Box till inbyggnadsblandare.
Boks til indbygningsblander.
Laatikko seinäasenteiselle sekoittajalle.

Ingår inte i leveransen, köps separat.
Ikke inkludert, kjøpes separat.
Eivät sisälly tilaukseen, ostettava erikseen.

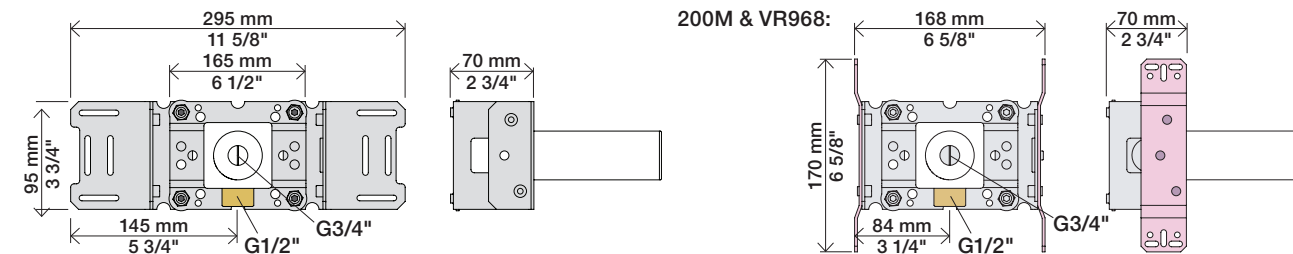
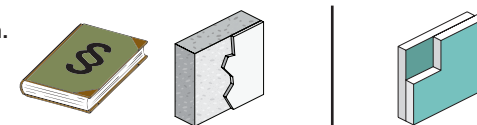


G1/2"

Skvallerrör

Max.: 10 Bar/145 psi
Max. 65°C, 150°F

Check the local legislation.
Bitte die örtlichen Vorschriften überprüfen.
Tjek de lokale regler.
Kontrollera lokala föreskrifter
Nazitten lokale regelgeving.
Vérifiez la législation locale.

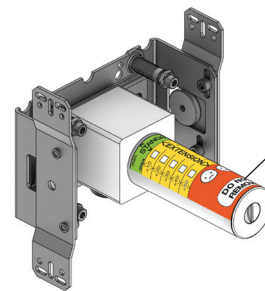


Extension Forlængerdele Verlængstukken
Verlängerung Förlängning Modification



200M & VR968: 168 mm (6 5/8"), 70 mm (2 3/4"), 170 mm (6 5/8"), 84 mm (3 1/4"), G1/2", G3/4"

VR2019: 010, 020, 030, 040
VR2021: 050
VR2020: 080W
VR2119: 010C, 020C, 040D, 050K, 070/R/S/W, 080/K/D/DK
VR2219: 050A, 060A
VR648: 060, 080ST



DO NOT REMOVE!

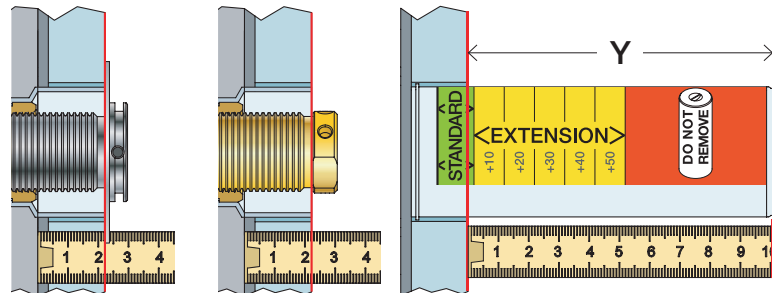
* +10 - STANDARD SVERIGE

VR2019, VR2119
VR2020, VR2219
VR2021

VR648

T Min. 3 mm
Max. 65 mm

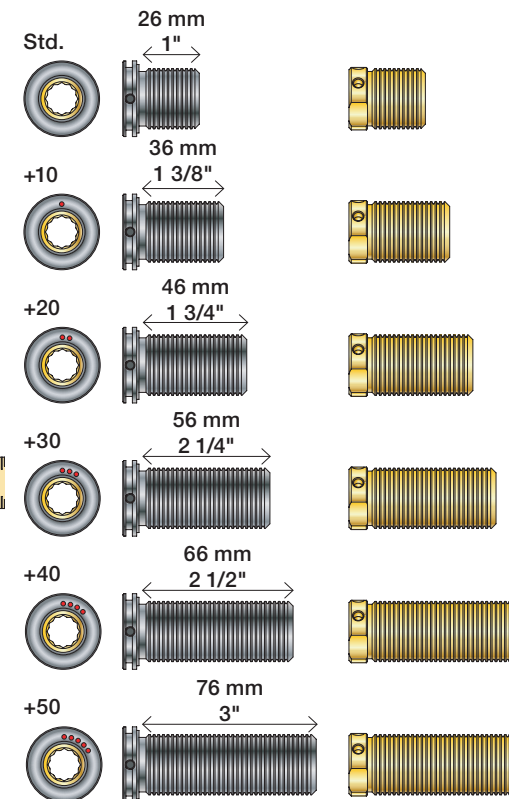
Y Min. 48 mm
Max. 110 mm



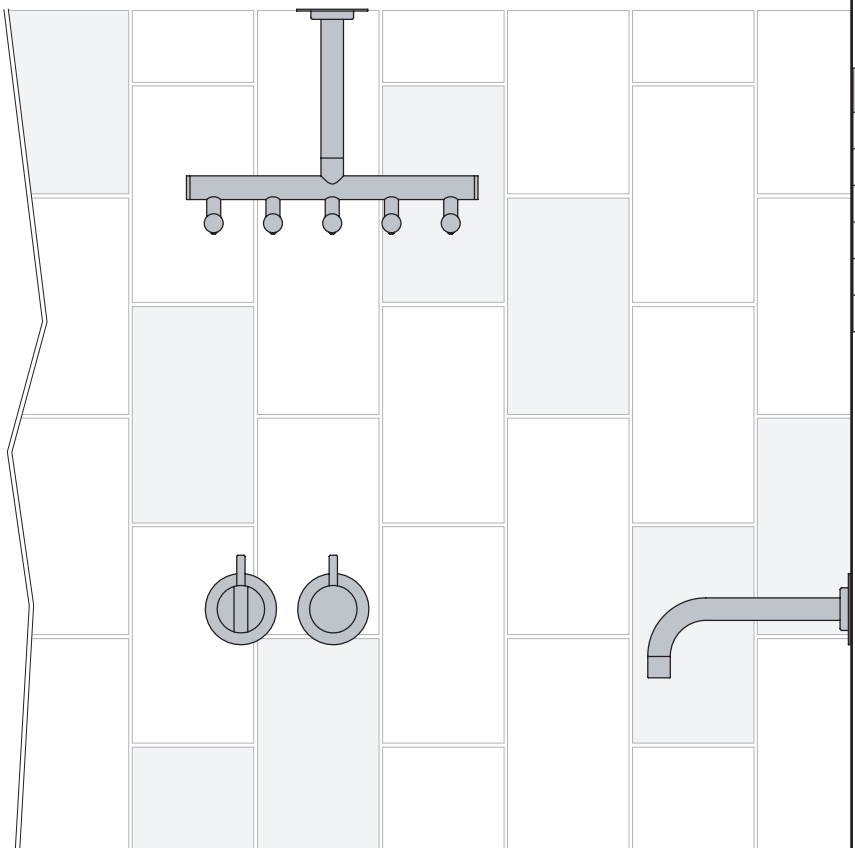
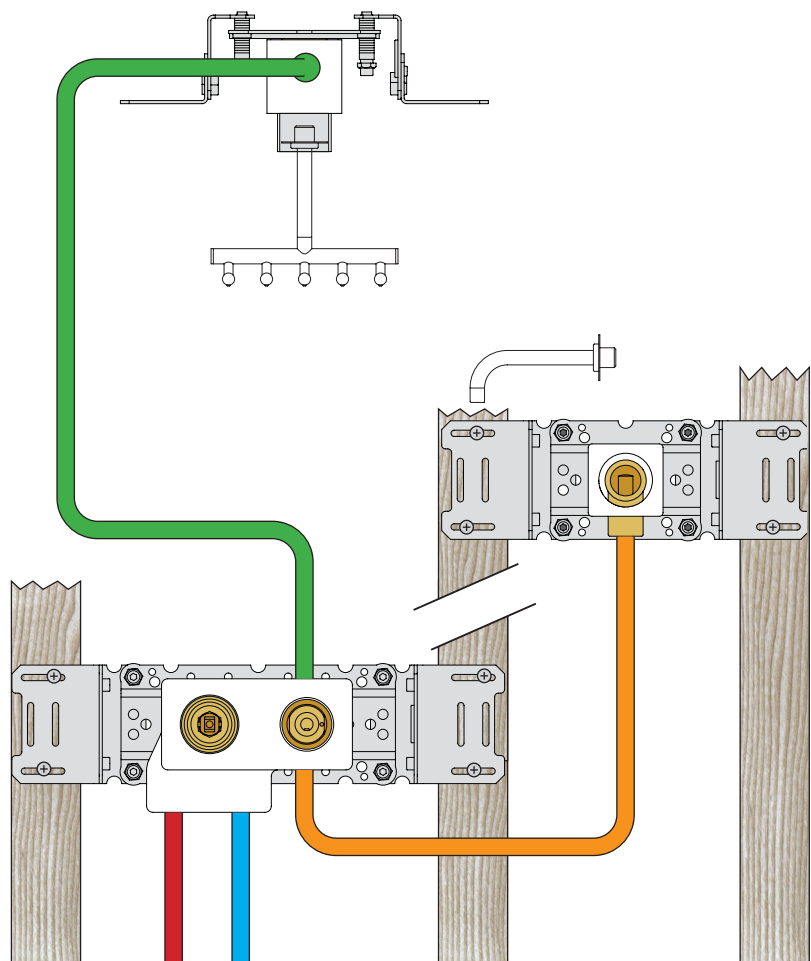
T: VR2019/2020/2021/2119/2219	T: VR648	Y	
3 - 15 mm	3 - 19 mm	110 - 98 mm	Std.
15 - 25 mm	17 - 28 mm	98 - 88 mm	+10
25 - 35 mm	27 - 38 mm	88 - 78 mm	+20
35 - 45 mm	37 - 48 mm	78 - 68 mm	+30
45 - 55 mm	47 - 58 mm	68 - 58 mm	+40
55 - 65 mm	57 - 68 mm	58 - 48 mm	+50

VR2019:
VR2020: VR2119:
VR2021: VR2219:

VR648:



Installation example
Installationsbeispiel
Installationseksempel
Installationsexemplar
Installatie voorbeeld
l'installation des exemple

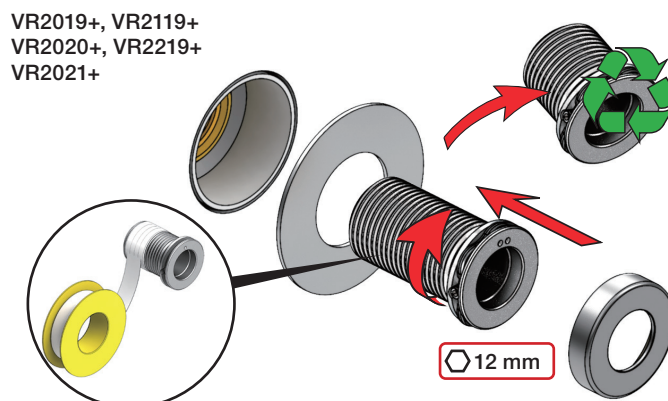


Fitting of extension
Montage von verlängerung

Montering af forlængerdele
Montering av förlängning

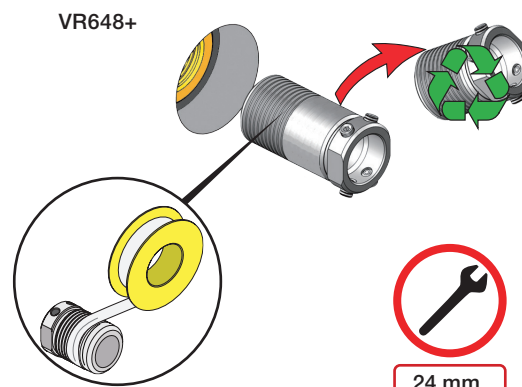
Montage van de verlængstukken
Montage des rallonges

VR2019+, VR2119+
VR2020+, VR2219+
VR2021+



12 mm

VR648+



24 mm



2x13 mm Lightweight wall
 Leichtwand
 Let væg

Lätta konstruktion
 Holle wandconstructie
 Construction légère



1x15 mm
1x18 mm
1x20 mm

2x13 mm

Lightweight wall
 Leichtwand
 Let væg

Lätta konstruktion
 Holle wandconstructie
 Construction légère



Masonry
 Mauerwerk
 Murværk

Murverk
 Massive wand
 Mur Plein



2 Test Pressure
 Prüfdruck
 testtryk
 Test tryck
 Test druk
 test de pression

Check the local legislation.
 Bitte die örtlichen Vorschriften überprüfen.
 Tjek de lokale regler.
 Kontrollera lokala föreskrifter.
 Nazitten lokale regelgeving.
 Vérifiez la législation locale.

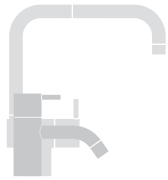
1. MAX. 16 Bar 232 Psi
2. MAX. 4 Bar 58 Psi

! Water - Wasser - Vand - Vatten - Water - Leau !
! MAX 1 Minute - Minut - Minuut !



8 Do not cut the membrane
 Die Membran nicht schneiden
 Skær ikke membranen
 * Skär inte membranet
 Snij het membraan niet door
 Ne coupez pas la membrane
 No cortar la membrana

Membran användas
 ikke i SVERIGE



vola
 Lunavej 2
 DK-8700 Horsens
 Tlf : + 45 7023 5500
 sales@vola.com
 www.vola.com

VOLA 200M

Date	Jun. 20
Rev.	2
Sheet	SB 2.3