




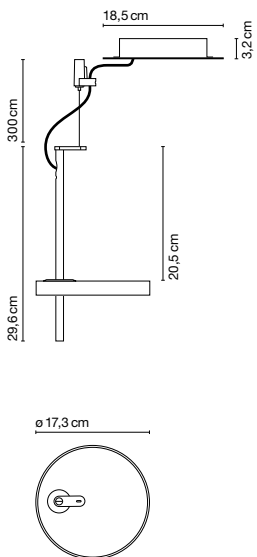
Nenúfar

Joan Gaspar

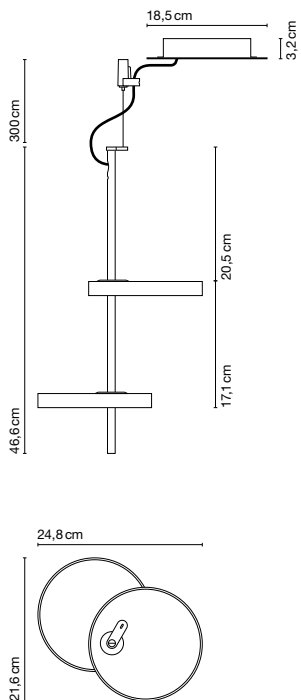
marset



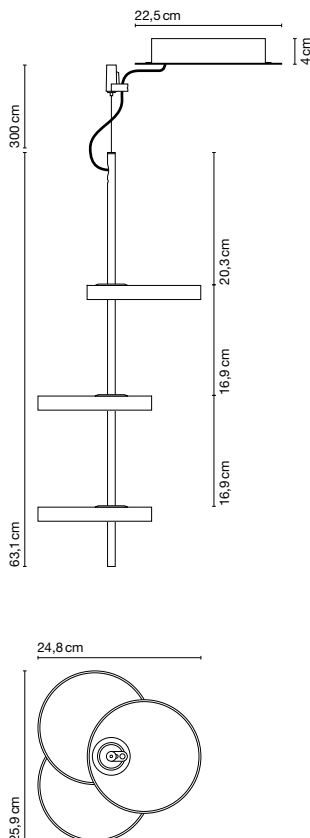
Nenúfar 1



Nenúfar 2



Nenúfar 3



A chromed metal stem supports a system of one, two, or three polycarbonate discs, attached at varying heights and with 120 degrees of separation between. A diffuser with a strip of perimeter LEDs projects the light downwards.

Nenúfar 1

LED 9W 24V 2700K* 700lm (incluido)

Nenúfar 2

LED 18W 24V 2700K* 1400lm (incluido)

Nenúfar 3

LED 27W 24V 2700K* 2100lm (incluido)

*3000K on request

- White
- Black

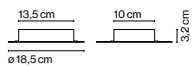


- [Download](#) Assembly Instructions
- [Download](#) Photometric Data
- [Download](#) 2D
- [Download](#) 3D
- [Download](#) Energy label

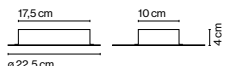
For mounted canopy installation

When the project requires a combination of different Nenúfars, you will have to take into account the total power in watts, the power of the driver, and the wire entry points of the canopy. The total wattage of the selected Nenúfar elements cannot exceed the max wattage of the canopy's driver. Therefore, you must choose your canopy/driver by the power required. Finally, the number of Nenúfars installed in a single canopy cannot exceed the number of wire entry points of that canopy.

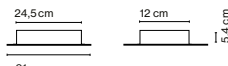
20W Canopy



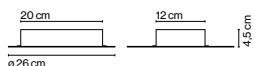
30W Canopy



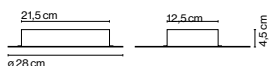
75W Dali Canopy



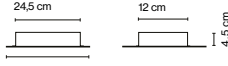
60W Canopy



100W Canopy



100W 1-10V Canopy



Power

Nenúfar 1	9W
Nenúfar 2	18W
Nenúfar 3	27W

Wire entry points

20W Canopy	2
30W Canopy	3
60W Canopy	4
75W / 100W Canopy	5

The Nenúfar system allows one to regulate the light (1-10v or DALI)

For recessed canopy installation

The ceiling plate accessory is a technical solution that allows you to hide the driver in a false ceiling. Every Nenúfar will require a ceiling plate. For any installation where the driver must be hidden, there are 4 types of drivers based on the power: 20-30-60-100W.

Ceiling plate



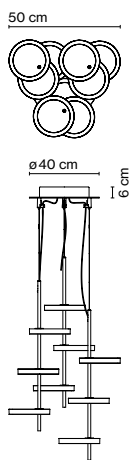
Black or white electrical cord, depending on the color of the model

A fixture that seems to float on air, the Nenúfar takes its name and its delicate shape from the water lily.

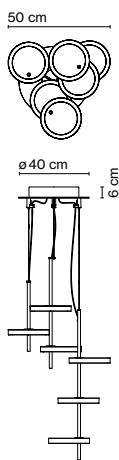
Nenúfar Pre-sets

The Nenúfar system comes in groups of 3, 5, 7 or 9 units to ease installation.

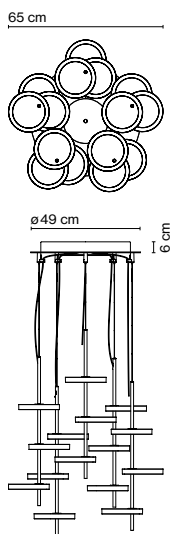
Pre-set 3A



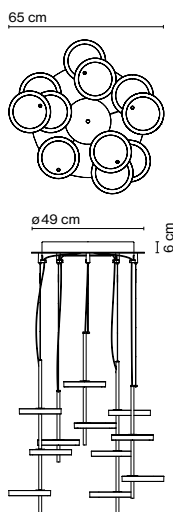
Pre-set 3B



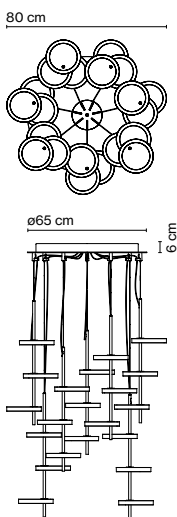
Pre-set 5A



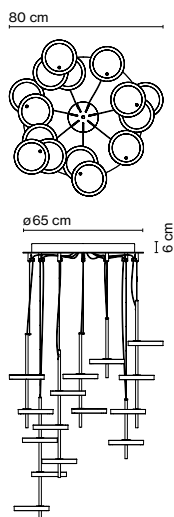
Pre-set 5B



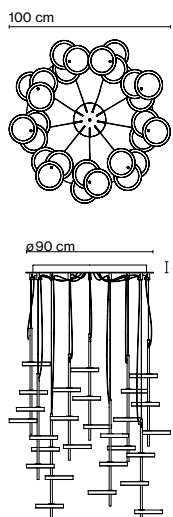
Pre-set 7A



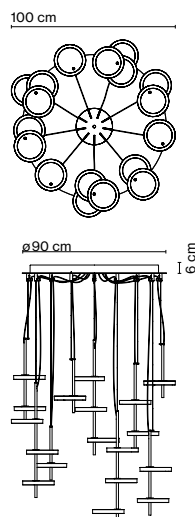
Pre-set 7B



Pre-set 9A



Pre-set 9B



Nenúfar Pre-set 3A

3 x Nenúfar 3 + Canopy (100W)
(driver incl.)

Nenúfar Pre-set 3B

1 x Nenúfar 1, 1 x Nenúfar 2, 1 x Nenúfar 3 +
Canopy (100W)
(driver incl.)

Nenúfar Pre-set 5A

5 x Nenúfar 3 + Canopy (160W)
(driver incl.)

Nenúfar Pre-set 5B

1 x Nenúfar 1, 2 x Nenúfar 2, 2 x Nenúfar 3 +
Canopy (160W)
(driver incl.)

Nenúfar Pre-set 7A

7 x Nenúfar 3 + Canopy (220W)
(driver incl.)

Nenúfar Pre-set 7B

2 x Nenúfar 1, 2 x Nenúfar 2, 3 x Nenúfar 3 +
Canopy (220W)
(driver incl.)

Nenúfar Pre-set 9A

9 x Nenúfar 3 + Canopy (300W)
(driver incl.)

Nenúfar Pre-set 9B

3 x Nenúfar 1, 3 x Nenúfar 2, 3 x Nenúfar 3 +
Canopy (300W)
(driver incl.)

- White
- Black

dimmmable

