



RINCON™ PEDESTRIAN

PRODUCT DATA





RINCON™ PEDESTRIAN

PRODUCT DATA

Rincon Pedestrian Lighting blends a minimalist form, stainless steel construction, and the unparalleled performance of Cree® LEDs. Precision manufacturing gives shape to the 4.5" square profile and creates a virtually seamless appearance. Optional perforated shields add to the fixture's versatility. Coordinating Rincon Bollards and Rincon Pathway Bollards make it easy to carry the Rincon aesthetic across a project.

MATERIAL & CONSTRUCTION DETAILS

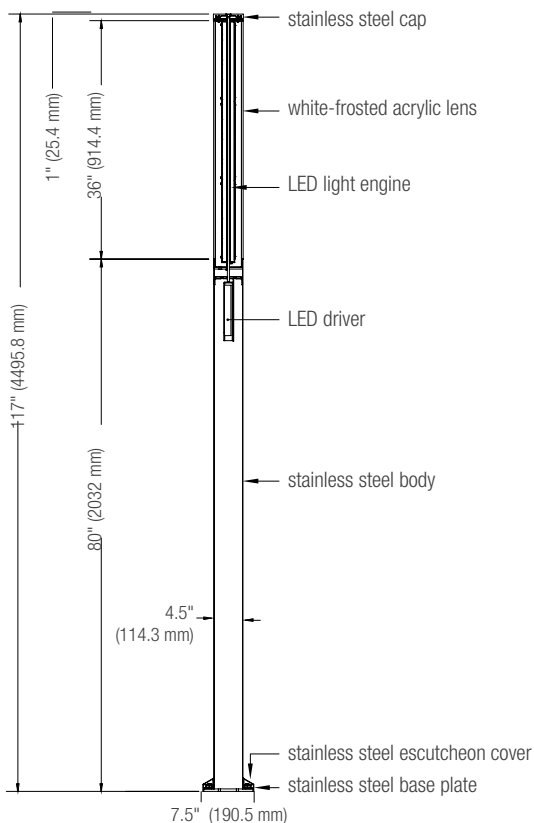
MATERIALS & FINISHES
<ul style="list-style-type: none"> Head consists of a 0.25" (6.4 mm) thick white-frosted acrylic lens and a cast stainless steel cap. Body is constructed from 0.06" (1.5 mm) stainless steel with a Satin or powdercoat finish. See the Forms+Surfaces Powdercoat Chart for details. Custom RAL colors are available for an upcharge. Stainless steel base with a Satin finish or Slate Texture powdercoat finish. Shields are stainless steel with a Satin finish and measure 35.76" (908 mm) high x 4.18" (106 mm) wide.
SHIELD OPTIONS
<ul style="list-style-type: none"> Optional perforated shields can be specified for 1-4 sides of the fixture. Four standard shield designs are available for an upcharge. Please refer to pages 2 and 3 for details. Custom shield designs are also available.

LED LIGHT ENGINE & DRIVER
<ul style="list-style-type: none"> Custom LED light engine with Cree® LEDs. Features advanced LED technology with 30W, 3000K warm white and 4000K neutral white LEDs. LED driver includes high efficiency, constant output current, with over-voltage, short circuit, and overload protection. LED driver input power is 90-305 V. Driver has 0-10V dimming capabilities. LED driver certifications include: IP66 (waterproof) enclosure, and Class 2 rated output (UL8750).

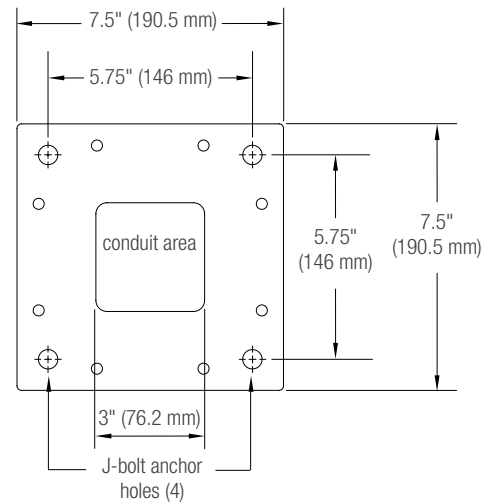
INSTALLATION & MAINTENANCE

INSTALLATION
<ul style="list-style-type: none"> 0.375" thick stainless steel base plate with stainless steel escutcheon cover. 1/2"-13x18" galvanized steel J-bolt anchors. Installation of a surge protector as part of each units wiring is recommended. Necessary hardware is included. Template available upon request.
MAINTENANCE
<ul style="list-style-type: none"> Metal surfaces can be cleaned as needed using a soft cloth or brush with warm water and a mild detergent. Avoid abrasive cleaners.

NOMINAL DIMENSIONS (ALL SIDES)



BASE MOUNTING DETAIL



Cree® is a registered trademark of Cree, Inc. in the United States and/or other countries.

T 800.451.0410 | www.forms-surfaces.com

FORMS+SURFACES®


© 2018 Forms+Surfaces® | All dimensions are nominal. Specifications and pricing subject to change without notice. For the most current version of this document, please refer to our website at www.forms-surfaces.com.



RINCON™ PEDESTRIAN

PRODUCT DATA

STAINLESS STEEL BODY AND SHIELD FINISH



STAINLESS STEEL, SATIN

LIGHT ENGINE DESCRIPTION

LED ENGINE	DESCRIPTION	COLOR TEMPERATURE	LUMINAIRE LUMENS*	B.U.G. RATING	STARTING TEMPERATURE °C
3000K LED	30W custom LED light engine	3000K	2175	B1-U4-G2	-30
4000K LED	30W custom LED light engine	4000K	2175	B1-U4-G2	-30


*LED lumens represent the absolute photometry for the luminaire, and indicates the lumens out of the entire fixture.

NOTE: Polar candela and isofootcandle plots can be found on the Rincon Pedestrian product page on our website.

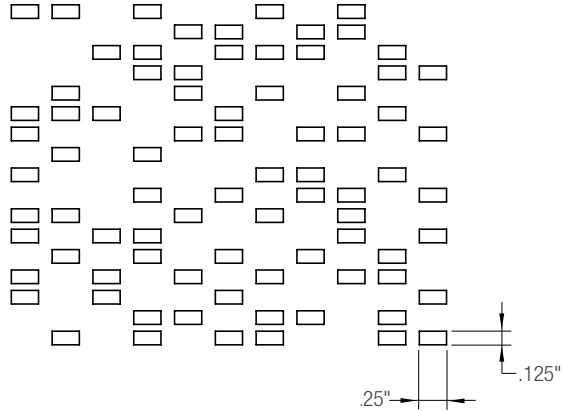
STANDARD SHIELD DESIGNS

Shields can be specified for one, two, three or four sides of the fixture.

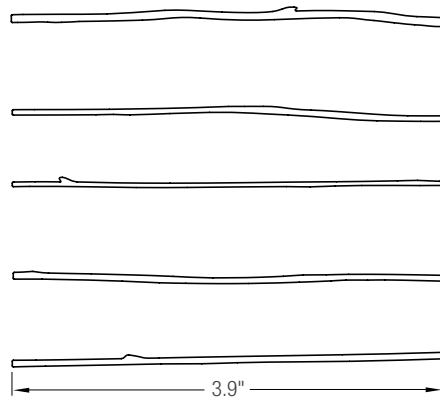

HURON



PERFORATION DETAIL



WILLOW



T 800.451.0410 | www.forms-surfaces.com

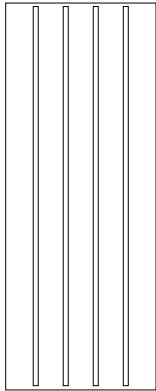
FORMS+SURFACES®

© 2018 Forms+Surfaces® | All dimensions are nominal. Specifications and pricing subject to change without notice. For the most current version of this document, please refer to our website at www.forms-surfaces.com.

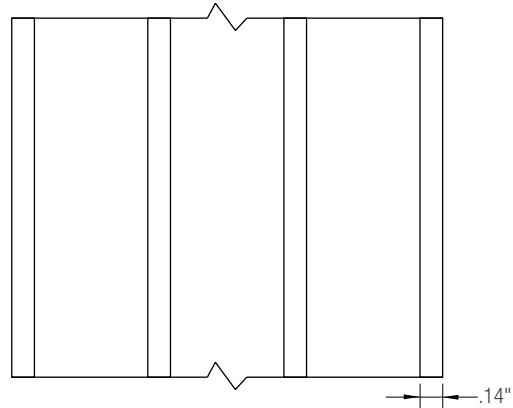


STANDARD SHIELD DESIGNS (CONTINUED)



VERTICAL



PERFORATION DETAIL



HORIZONTAL



CERTIFICATION

- LPRIN-LED is ETL and C-ETL listed for wet locations

ENVIRONMENTAL CONSIDERATIONS

- Please refer to the Rincon Pedestrian Lighting Environmental Data Sheets for detailed environmental impact information.
- Metal components have a long life cycle and are 100% recyclable.
- Standard powdercoat finishes are no-VOC; non-standard powdercoat finishes are no- or low-VOC, depending on color.
- Low maintenance; easy to disassemble.



RINCON™ PEDESTRIAN

PRODUCT DATA

MODEL NUMBERS AND DESCRIPTIONS

MODEL	DESCRIPTION
LPRIN-LED	Rincon Pedestrian, LED

PRODUCT OPTIONS

The following options are available for an upcharge

Add perforated shield(s) in standard design	Add powdercoat color from Forms+Surfaces Powdercoat Chart
Add custom shield(s) with customer-supplied artwork	Custom RAL powdercoat color

LEAD TIME: 6 to 8 weeks. Shorter lead times may be available upon request. Please contact us to discuss your specific timing requirements.

PRICING: Please contact us at **800.451.0410** or **sales@forms-surfaces.com**. At Forms+Surfaces, we design, manufacture and sell our products directly to you. Our sales team is available to assist you with questions about our products, requests for quotes, and orders. Territory Managers are located worldwide to assist with the front-end specification and quoting process, and our in-house Project Sales Coordinators follow your project through from the time you place an order to shipment.

TO ORDER SPECIFY: Quantity, color temperature, and shield (if applicable). Quote/Order Forms are available on our website to lead you through the specification process in a simple checkbox format.

NOTE: Because different computers will render colors and textures differently, actual colors and finishes may vary slightly from those shown here.