

Sink KS 1845 850

Sinks

Code: 1845 850



DETAILS

Finish Foster brushed

Material AISI 304 stainless steel

Texture Foster brushed

Base 60 cm

Edge/Installation Type Undermount

Dimensions 488x438 mm

Standard fittings Fixing hooks, gasket, drain, overflow and siphon, boxed packing

Mixer holes No standard holes

Built-in hole View technical data sheet (for all Flush-mount / Top-mount models and Under-mount models)

Drainer No

Width 49 cm

Bowl dimension 451x401mm

Number of bowls 1 bowl

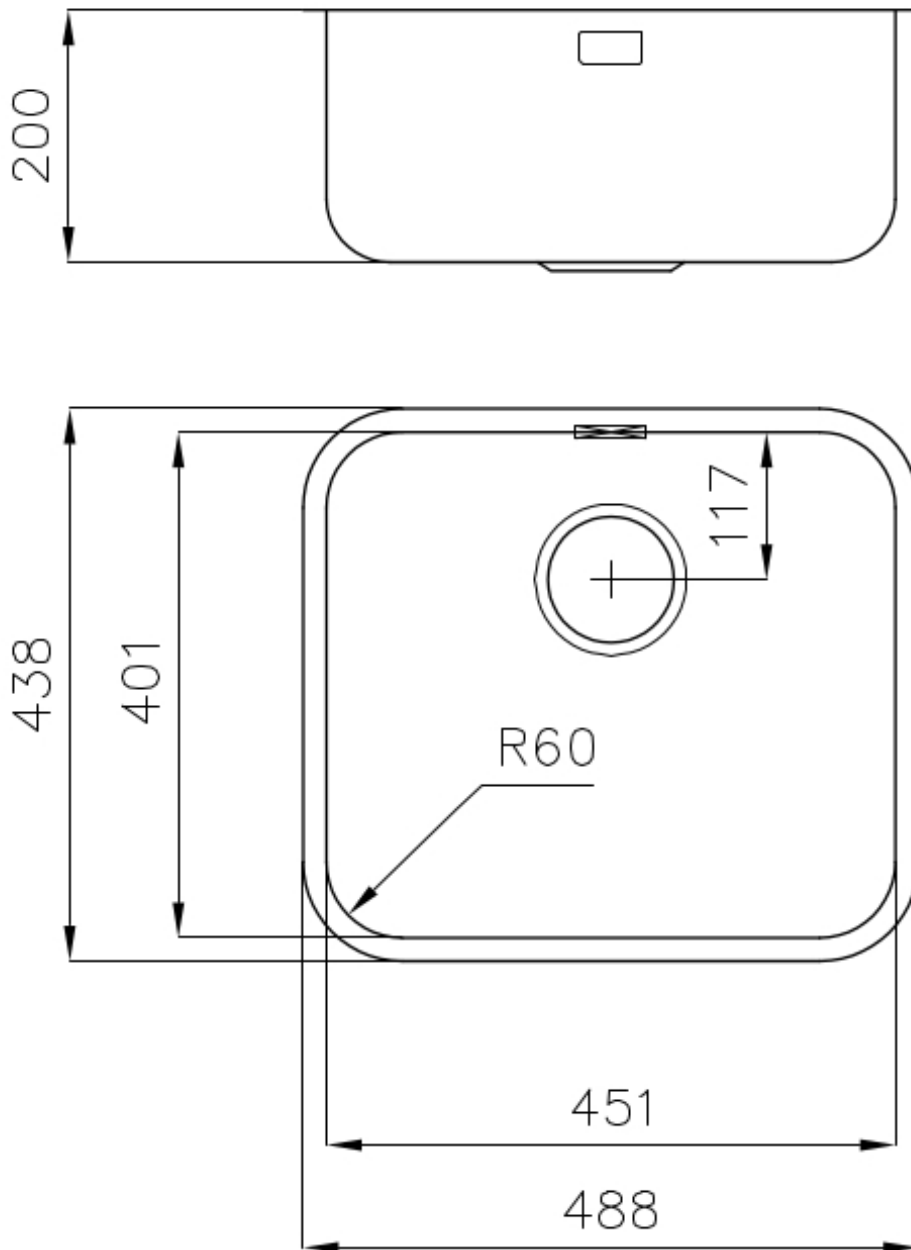
Waste fitting 3,5" drain

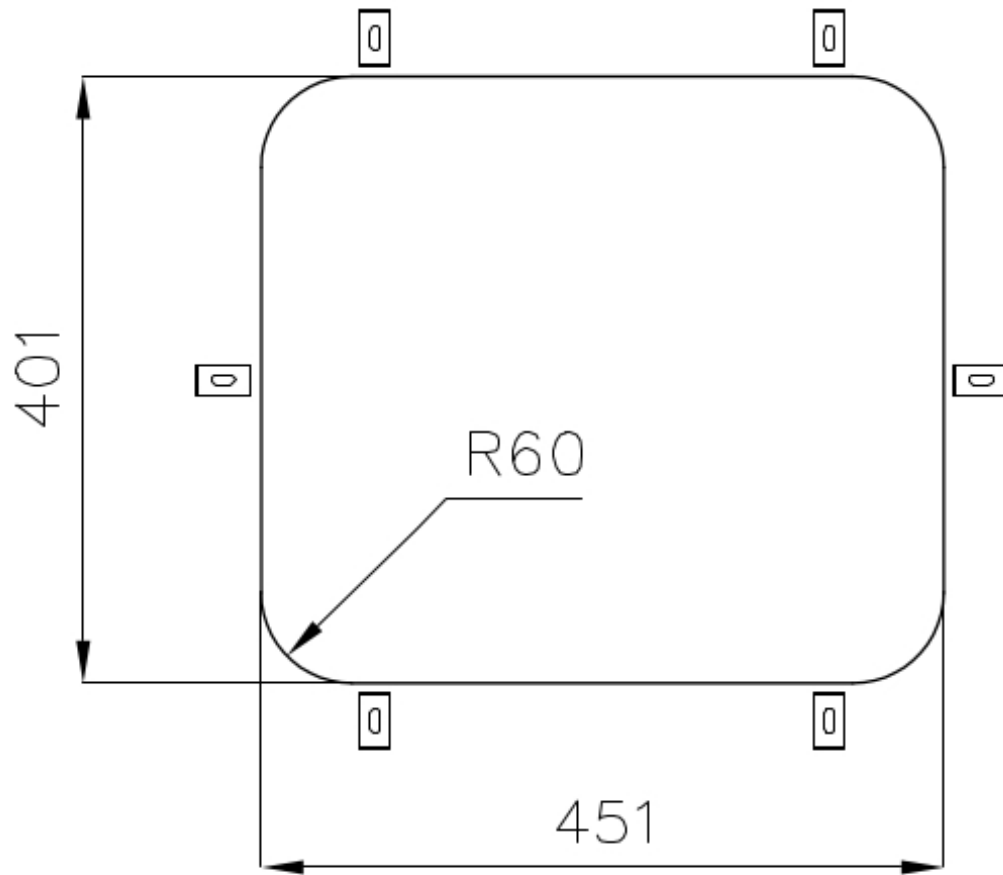
FEATURES

Basket 3,5" waste fitting

The drain is equipped with a large 3.5" drain, with the practical basket cap that prevents the discharge of solid parts. The 3.5 "drain allows the use of the Foster waste-disposer, compatible with all models.

TECHNICAL DATA





Cut out size – Dimensioni per foratura top

OPTIONAL ACCESSORIES



Cestello inox 8612 000



Glass chopping board 8631 300



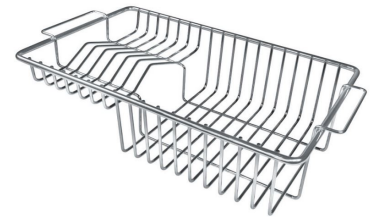
HPDE Chopping board 8657 001



White basket 8612 100



White bowl 8153 100



Stainless steel plate rack 8100 201

RECOMMENDED PAIRINGS



Mixer Tap Delta 8441 000



Mixer Tap Luisa 8482 000

OPTIONAL AUTOMATIC WASTE FITTINGS



Automatic waste fitting 8407 113



Space automatic waste fitting
8407 108



Space automatic waste fitting
8407 109



Space Light automatic waste
fitting 8407 117



Space Milano automatic waste
fitting 8407 115



Space Push automatic waste
fitting 8407 116