


ELECTRONIC MIXER F4931CR  
ASSEMBLING INSTRUCTIONS





CONTENTS OF THE PACK:


- 1- Mixer + fixing kit
- 2- Electronic valve
- 3- Mixer flexible hose
- 4- Inlet flexible hose
- 5- Wall fixing for the box




Step A – Mounting mixer flexible hose




Step D –Connecting sensor cable



Step E – Connecting inlet and mixer flexible hoses



Step B – Fixing the mixer



Step C – Assembling AA batteries (not included)

