

Relax Renova è il prodotto ideale per la sostituzione di qualunque radiatore già installato, grazie ad una serie di possibili connessioni, sulla parte inferiore o laterale, che lo rendono ideale per la ristrutturazione. Il radiatore viene fornito con il kit di allacciamento idraulico nascondito non in vista, sulla parte posteriore del radiatore. Si consiglia di installare il radiatore ad una altezza tra 150 e 200 mm dal pavimento.



Relax Renova, verticale, elementi, altezza 2163 mm, larghezza 728 mm, Nero - RAL 9005

Caratteristiche costruttive

piastra radiante

filettature da M24 x 19

pressione di esercizio massima ammessa 10 bar

temperatura di esercizio massima ammessa 95°C

Il radiatore è già predisposto per l'inserimento della testa

termostatica opzionale o dell'innovativa testa termostatica NOW

Dotazione di serie

innovativo sistema di collegamento idraulico a scomparsa, completo di raccordi per allacciamento con tubi rame (diametri 12, 14 e 15 mm) e multistrato (14 sp. 2 e 16 sp. 2)

sistema per fissaggio a muro

valvola sfiato

dima per l'installazione

Certificazioni



CE_{15-C-s2, d0}
EN442-1

Plus



Dati tecnici

Modello	Profondità (mm)	Altezza (mm)	Larghezza (mm)	Peso (kg)	Capacità (lt)	Δt=50°C (kcal/h)	Δt=50°C (Watt)	Δt=40°C (Watt)	Δt=30°C (Watt)	Δt=20°C (Watt)	Esponente
688 x 1136	63,5	688	1136	29,40	7,30	953,0	1.108,0	837,0	584,0	351,0	1,255
688 x 1272	63,5	688	1272	32,80	8,30	1.075,0	1.250,0	945,0	658,0	396,0	1,255
688 x 1476	63,5	688	1476	37,90	9,80	1.258,0	1.463,0	1.106,0	770,0	463,0	1,255
688 x 728	63,5	688	728	19,30	4,40	587,0	682,0	515,0	359,0	216,0	1,255
688 x 932	63,5	688	932	24,40	5,90	770,0	895,0	676,0	471,0	283,0	1,255
868 x 1136	63,5	868	1136	37,20	9,40	1.188,0	1.381,0	1.041,0	723,0	433,0	1,266
868 x 1272	63,5	868	1272	41,50	10,70	1.340,0	1.558,0	1.174,0	816,0	488,0	1,266
868 x 1476	63,5	868	1476	48,00	12,60	1.569,0	1.824,0	1.375,0	955,0	572,0	1,266
868 x 728	63,5	868	728	24,10	5,70	731,0	850,0	641,0	445,0	266,0	1,266
868 x 932	63,5	868	932	30,60	7,50	960,0	1.116,0	841,0	584,0	350,0	1,266
1663 x 456	63,5	1663	456	28,40	6,40	798,0	928,0	696,0	480,0	284,0	1,291
1663 x 592	63,5	1663	592	37,20	8,90	1.084,0	1.260,0	945,0	651,0	386,0	1,291
1663 x 728	63,5	1663	728	45,90	11,40	1.368,0	1.591,0	1.193,0	823,0	487,0	1,291
1963 x 456	63,5	1963	456	33,30	7,50	912,0	1.060,0	796,0	551,0	328,0	1,281
1963 x 592	63,5	1963	592	43,60	10,50	1.238,0	1.439,0	1.081,0	748,0	445,0	1,281
1963 x 728	63,5	1963	728	53,90	13,60	1.563,0	1.817,0	1.365,0	944,0	562,0	1,281
2163 x 456	63,5	2163	456	36,50	8,30	1.001,0	1.164,0	875,0	606,0	361,0	1,279
2163 x 592	63,5	2163	592	47,90	11,60	1.359,0	1.580,0	1.188,0	822,0	490,0	1,279
2163 x 728	63,5	2163	728	59,30	15,00	1.716,0	1.995,0	1.500,0	1.038,0	618,0	1,279

(*) Grazie alle elevate prestazioni delle piastre Relax Renova, il Δt ideale per la progettazione a bassa temperatura è 30°C

Per Δt diversi da 50°C utilizzare la formula: $Q=Q_n (\Delta t / 50)^n$

Dotazione di serie

- innovativo sistema di collegamento idraulico a scomparsa, completo di raccordi per allacciamento con tubi rame (diametri 12, 14 e

15 mm) e multistrato (14 sp. 2 e 16 sp. 2) • sistema per fissaggio a muro • valvola sfiato • dima per l'installazione

Colori e finiture

STANDARD



Bianco Standard
Cod. 01


CLASSIC




Bianco Edelweiss
Cod. 34




Avorio - RAL 1013
Cod. 02



Beige Cream
Cod. 26




Giallo - RAL 1021
Cod. 04




**Giallo Melone -
RAL 1028**
Cod. E7



Arancio - RAL 2004
Cod. 17



**Marrone Ruggine -
RAL 8004**
Cod. E1




Marrone - RAL 8017
Cod. 09




**Amaranto - RAL
3003**
Cod. 06



Rosso - RAL 3000
Cod. 05




**Rosso Fragola -
RAL 3018**
Cod. Y3




Rosa - RAL 3015
Cod. R2




**Lilla Bluastro - RAL
4005**
Cod. R3




**Porpora Traffico -
RAL 4006**
Cod. R6




**Verde Bosco - RAL
6005**
Cod. 19




**Verde Erba - RAL
6018**
Cod. N3




**Verde Salvia - RAL
6021**
Cod. E6



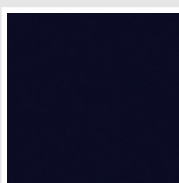
**Blu Pastello - RAL
5024**
Cod. G7



Grigio Manhattan
Cod. 03




Nero - RAL 9005
Cod. 10



Deep Blue
Cod. 2F


SPECIAL



Bianco Perla
Cod. 16



Quartz 1
Cod. 1C




Sablé
Cod. Y4




Quartz 2
Cod. 2C




Sunstone
Cod. 2D




Bruno Tabacco
Cod. 1B




Flame Red
Cod. 7D




Purple Blue
Cod. 1D




Azurite 3
Cod. 6C




Grigio Medio
Cod. 4D



**Grigio Titanio
Metallizzato - RAL
9023**
Cod. L3




Grigio Perla
Cod. L6




Nero Grafite
Cod. 18




Grigio Quarzo
Cod. 31




Nero Satinato
Cod. 30




Bianco Opaco
Cod. J8




Nero Opaco
Cod. K1




Agave
Cod. 9N




Blu Baltico
Cod. 1P




Ghiaccio
Cod. 3P




**Blu Colomba
Opaco - RAL 5014**
Cod. 4P




**Grigio Chiaro
Opaco**
Cod. 8N



**Grigio Cenere - Ral
7021**
Cod. G1




Grigio Martellato
Cod. 32



Rame Martellato
Cod. J4

FINISHES



Wall Finished
Cod. 6B

RAL



Altri colori RAL (previa fattibilità)
Cod. ALTRIRAL

I colori rappresentati in questa cartella non sono da considerarsi impegnativi. I diversi processi tecnologici di verniciatura ed i materiali utilizzati per la realizzazione possono non avere una perfetta corrispondenza cromatica con il prodotto consegnato. L'azienda Irsap si riserva la facoltà di apportare in qualsiasi momento tutte le modifiche necessarie per il miglioramento del prodotto.