

Grazie alle quattro colonne e alle elevate prestazioni, Tesi4 è adatto agli ambienti che richiedono un'elevata potenza calorica. I Termoarredatori Tesi rappresentano il sistema più funzionale, modulare ed elegante per il riscaldamento di tutti gli ambienti. Tesi4 ha una profondità di 139 mm e altezze da 200 ai 2500 mm.



Tesi 4, verticale, 12 elementi, altezza 2000 mm, larghezza 540 mm, Blu Colomba Opaco - RAL 5014

## Caratteristiche costruttive

tubi in lamiera d'acciaio di diametro 25 mm  
collettori in lamiera d'acciaio stampati  
larghezza elementi 45 mm (passo del singolo elemento)  
filettature estremità collettore sup. e inf. 1"1/4 G dx o sx  
pressione di esercizio massima ammessa 8 bar  
temperatura di esercizio massima ammessa 95°C  
lunghezza radiatore con tappi montati: (N° elem. x 45) + 24 mm  
misura dell'interasse valvola Irsap pari a 41÷44 mm  
misura dell'interasse detentore Irsap pari a 41÷44 mm

## Certificazioni



## Plus



## Dati tecnici

Modello	Profondità (mm)	Altezza (mm)	Interasse (mm)	Peso (kg)	Capacità (lt)	$\Delta t=50^{\circ}\text{C}$ (kcal/h)	$\Delta t=50^{\circ}\text{C}$ (Watt)	$\Delta t=40^{\circ}\text{C}$ (Watt)	$\Delta t=30^{\circ}\text{C}$ (Watt)	$\Delta t=20^{\circ}\text{C}$ (Watt)	Esponente
200	139,0	200	127	0,57	0,60	22,3	26,0	19,3	13,2	7,7	1,326
300	139,0	300	235	0,83	0,78	36,2	42,1	31,8	22,1	13,3	1,258
400	139,0	400	335	1,07	0,95	47,0	54,6	41,1	28,5	17,0	1,272
500	139,0	500	435	1,30	1,11	57,5	66,9	50,2	34,7	20,6	1,286
565	139,0	565	500	1,46	1,22	64,3	74,8	56,0	38,6	22,8	1,296
595	139,0	595	530	1,53	1,27	67,5	78,5	58,7	40,4	23,9	1,298
600	139,0	600	535	1,54	1,28	67,9	79,0	59,1	40,6	24,0	1,300
635	139,0	635	570	1,62	1,34	71,5	83,2	62,1	42,7	25,1	1,305
665	139,0	665	600	1,69	1,39	74,6	86,7	64,8	44,4	26,1	1,310
685	139,0	685	620	1,74	1,42	76,6	89,1	66,5	45,6	26,8	1,312
750	139,0	750	685	1,89	1,53	83,2	96,8	72,1	49,3	28,8	1,322
765	139,0	765	700	1,93	1,55	84,8	98,6	73,3	50,1	29,3	1,324
795	139,0	795	730	2,00	1,60	87,9	102,2	76,0	51,9	30,3	1,326
865	139,0	865	800	2,17	1,72	94,8	110,3	81,8	55,7	32,4	1,338
885	139,0	885	820	2,21	1,75	96,8	112,6	83,5	56,8	33,0	1,341
900	139,0	900	835	2,25	1,78	98,3	114,3	84,7	57,6	33,4	1,343
935	139,0	935	870	2,33	1,83	101,8	118,4	87,8	59,6	34,6	1,342
1000	139,0	1000	935	2,67	1,92	108,3	125,9	93,4	63,5	36,9	1,340
1200	139,0	1200	1135	3,19	2,25	128,0	148,8	110,5	75,2	43,8	1,335
1500	139,0	1500	1435	3,96	2,74	157,1	182,6	135,8	92,7	54,1	1,328
1665	139,0	1665	1600	4,39	3,01	172,9	201,1	149,6	102,2	59,8	1,324
1800	139,0	1800	1735	4,74	3,23	185,8	216,0	160,9	110,0	64,4	1,321
1865	139,0	1865	1800	4,91	3,33	192,0	223,2	166,3	113,8	66,6	1,319
2000	139,0	2000	1935	5,26	3,55	204,8	238,1	177,5	121,5	71,3	1,317

2065	139,0	2065	2000	5,43	3,66	210,9	245,2	182,9	125,3	73,5	1,315
2200	139,0	2200	2135	5,78	3,88	223,6	260,0	194,0	133,0	78,1	1,312
2500	139,0	2500	2435	6,55	4,37	251,8	292,8	218,8	150,2	88,5	1,306

Grazie alle elevate prestazioni dei radiatori Tesi4, il  $\Delta t$  ideale per la progettazione a bassa temperatura è 30°C

Per  $\Delta t$  diversi da 50°C utilizzare la formula:  $Q=Q_n (\Delta t / 50)^n$

A partire dalle vendite dell'anno 2010, tutta la gamma dei radiatori TESI è garantita 10 anni.

# Rese a batteria


Lunghezza (mm)	N° Elementi	200	300	400	500	565	595	600	635	665	685	750	765	795	865	885	900	935	1000	1200	1500	1665	1800	1865	2000	2065
90	2	<i>Watt</i>																								
		=																								
		52	84	109	134	150	157	158	166	173	178	194	197	204	221	225	229	237	252	298	365	402	432	446	476	490
135	3	<i>Watt</i>																								
		=																								
		78	126	164	201	224	235	237	249	260	267	290	296	307	331	338	343	355	378	446	548	603	648	670	714	736
180	4	<i>Watt</i>																								
		=																								
		104	168	218	268	299	314	316	333	347	356	387	394	409	441	450	457	474	504	595	731	804	864	893	952	981
225	5	<i>Watt</i>																								
		=																								
		130	210	273	334	374	392	395	416	434	446	484	493	511	551	563	572	592	630	744	913	1005	1080	1116	1190	1220
270	6	<i>Watt</i>																								
		=																								
		156	252	328	401	449	471	474	499	520	535	581	591	613	662	676	686	710	755	893	1096	1206	1296	1339	1429	1470
315	7	<i>Watt</i>																								
		=																								
		182	295	382	468	523	549	553	582	607	624	678	690	715	772	788	800	829	881	1042	1278	1407	1512	1563	1667	1710
360	8	<i>Watt</i>																								
		=																								
		208	337	437	535	598	628	632	665	694	713	774	788	817	882	901	915	947	1007	1190	1461	1608	1728	1786	1905	1960
405	9	<i>Watt</i>																								
		=																								
		234	379	492	602	673	706	711	748	781	802	871	887	920	992	1013	1029	1066	1133	1339	1644	1809	1944	2009	2143	2200
450	10	<i>Watt</i>																								
		=																								
		260	421	546	669	748	785	790	832	867	891	968	986	1022	1103	1126	1143	1184	1259	1488	1826	2010	2160	2232	2381	2450
495	11	<i>Watt</i>																								
		=																								
		286	463	601	736	822	863	869	915	954	980	1065	1084	1124	1213	1238	1258	1302	1385	1637	2009	2212	2376	2455	2619	2690
540	12	<i>Watt</i>																								
		=																								
		312	505	655	803	897	942	948	998	1041	1069	1161	1183	1226	1323	1351	1372	1421	1511	1785	2192	2413	2592	2679	2857	2940
585	13	<i>Watt</i>																								
		=																								
		338	547	710	870	972	1020	1027	1081	1128	1158	1258	1281	1328	1433	1464	1486	1539	1637	1934	2374	2614	2808	2902	3095	
630	14	<i>Watt</i>																								
		=																								
		364	589	765	937	1047	1099	1106	1164	1214	1248	1355	1380	1431	1544	1576	1601	1657	1763	2083	2557	2815	3024	3125	3333	

Lunghezza (mm)	N° Elementi	200	300	400	500	565	595	600	635	665	685	750	765	795	865	885	900	935	1000	1200	1500	1665	1800	1865	2000	2065
675	15	Watt = W 390 631 819 1004 1122 1177 1185 1247 1301 1337 1452 1478 1533 1654 1689 1715 1776 1888 2232 2739 3016 3240 3348 3572 =																								
720	16	Watt = W 416 673 874 1070 1196 1256 1264 1331 1388 1426 1549 1577 1635 1764 1801 1829 1894 2014 2381 2922 3217 3456 3572 3810 =																								
765	17	Watt = W 442 715 929 1137 1271 1334 1343 1414 1475 1515 1645 1676 1737 1874 1914 1944 2013 2140 2529 3105 3418 3673 3795 4048 =																								
810	18	Watt = W 468 757 983 1204 1346 1413 1422 1497 1561 1604 1742 1774 1839 1985 2027 2058 2131 2266 2678 3287 3619 3889 4018 4286 =																								
855	19	Watt = W 494 800 1038 1271 1421 1491 1501 1580 1648 1693 1839 1873 1941 2095 2139 2172 2249 2392 2827 3470 3820 4105 4241 4524 =																								
900	20	Watt = W 520 842 1092 1338 1495 1570 1580 1663 1735 1782 1936 1971 2044 2205 2252 2287 2368 2518 2976 3653 4021 4321 4464 4762 =																								
945	21	Watt = W 546 884 1147 1405 1570 1648 1659 1746 1822 1871 2033 2070 2146 2315 2364 2401 2486 2644 3125 3835 4222 4537 4688 5000 =																								
990	22	Watt = W 572 926 1202 1472 1645 1727 1738 1830 1908 1960 2129 2168 2248 2426 2477 2515 2605 2770 3273 4018 4423 4753 4911 5238 =																								
1035	23	Watt = W 598 968 1256 1539 1720 1805 1817 1913 1995 2050 2226 2267 2350 2536 2590 2630 2723 2896 =																								
1080	24	Watt = W 624 1010 1311 1606 1794 1884 1896 1996 2082 2139 2323 2365 2452 2646 2702 2744 2841 3022 =																								
1125	25	Watt = W 650 1052 1366 1673 1869 1962 1974 2079 2168 2228 2420 2464 2554 2756 2815 2858 2960 3148 =																								
1170	26	Watt = W 675 1094 1420 1739 1944 2040 2053 2162 2255 2317 2517 2563 2657 2867 2927 2973 3078 3273 =																								
1215	27	Watt = W 701 1136 1475 1806 2019 2119 2132 2245 2342 2406 2613 2661 2759 2977 3040 3087 3197 3399 =																								




## Colori e finiture

### STANDARD



**Bianco Standard**  
Cod. 01

### CLASSIC




**Bianco Edelweiss**  
Cod. 34




**Avorio - RAL 1013**  
Cod. 02



**Beige Cream**  
Cod. 26



**Giallo - RAL 1021**  
Cod. 04




**Giallo Melone -  
RAL 1028**  
Cod. E7




**Arancio - RAL 2004**  
Cod. 17



**Marrone Ruggine -  
RAL 8004**  
Cod. E1




**Marrone - RAL 8017**  
Cod. 09




**Amaranto - RAL  
3003**  
Cod. 06



**Rosso - RAL 3000**  
Cod. 05




**Rosso Fragola -  
RAL 3018**  
Cod. Y3



**Rosa - RAL 3015**  
Cod. R2




**Lilla Bluastro - RAL  
4005**  
Cod. R3




**Porpora Traffico -  
RAL 4006**  
Cod. R6




**Verde Bosco - RAL  
6005**  
Cod. 19




**Verde Erba - RAL  
6018**  
Cod. N3




**Verde Salvia - RAL  
6021**  
Cod. E6



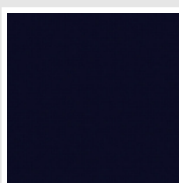
**Blu Pastello - RAL  
5024**  
Cod. G7



**Grigio Manhattan**  
Cod. 03




**Nero - RAL 9005**  
Cod. 10




**Deep Blue**  
Cod. 2F


### SPECIAL



**Bianco Perla**  
Cod. 16



**Quartz 1**  
Cod. 1C




**Sablé**  
Cod. Y4




**Quartz 2**  
Cod. 2C




**Sunstone**  
Cod. 2D




**Bruno Tabacco**  
Cod. 1B




**Flame Red**  
Cod. 7D




**Purple Blue**  
Cod. 1D




**Azurite 3**  
Cod. 6C



**Grigio Medio**  
Cod. 4D



**Grigio Titanio  
Metallizzato - RAL  
9023**  
Cod. L3




**Grigio Perla**  
Cod. L6




**Nero Grafite**  
Cod. 18




**Grigio Quarzo**  
Cod. 31




**Nero Satinato**  
Cod. 30




**Bianco Opaco**  
Cod. J8




**Nero Opaco**  
Cod. K1




**Agave**  
Cod. 9N




**Blu Baltico**  
Cod. 1P




**Ghiaccio**  
Cod. 3P




**Blu Colomba  
Opaco - RAL 5014**  
Cod. 4P




**Grigio Chiaro  
Opaco**  
Cod. 8N



**Grigio Cenere - Ral  
7021**  
Cod. G1




**Grigio Martellato**  
Cod. 32



**Rame Martellato**  
Cod. J4

## FINISHES



**Trattamento Loft**  
Cod. TR

## RAL



**Altri colori RAL (previa fattibilità)**  
Cod. ALTRIRAL



I colori rappresentati in questa cartella non sono da considerarsi impegnativi. I diversi processi tecnologici di verniciatura ed i materiali utilizzati per la realizzazione possono non avere una perfetta corrispondenza cromatica con il prodotto consegnato. L'azienda Irsap si riserva la facoltà di apportare in qualsiasi momento tutte le modifiche necessarie per il miglioramento del prodotto.