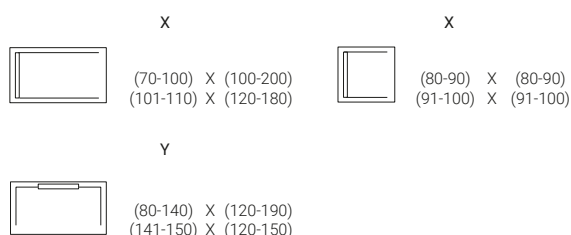


## Description

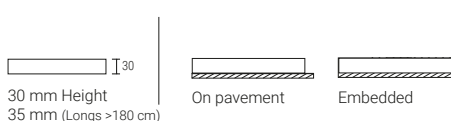
Shower tray made of Scene solid surface or Kromat, compact materials based on resin and mineral fillers. Wide range of dimensions with formats up to 150 cm wide and 200 cm long, possibility of custom fabrication, special shapes, projections and other options. Wide range of standard colours in matte finish, and possibility of Specials colours



## Measures



## Installation and adhesives



Evacuation slope between 1,2% and 2,9% depending on the formats.

- Installation with adhesive two-component R2PU for notched trowel
- Silicone sealing mono component

(Adhesives offered by Hidrobox)

## Materials and textures



### Scene®

Advanced, compact, homogeneous and renewable surface Solid Surface in pure white



### Kromat®

Compact compound based on resin and mineral fillers, 20 standard colors and the possibility of custom colors



### Smooth

Scene® & Kromat®



### Slate

Scene® & Kromat®

## Covers



Inox



Same color and material as showertray

## Characteristics



CE mark



Validated by the CTE



Silica-free



No surface porosity



Different models and forms



Custom supply



Dry Feet system



Non-slip



Pleasant to the touch



Antibacterial



Easy to clean



Chemical resistance



Renewable mass & surface



Scratch resistance



Impact resistance




Thermal shock resistance

## Colours

### Scene®

White

### Kromat® Standard Basics



Bianco



Pietra



Beige




Cement



Graphite

### Kromat® Standard Trends



Crema



Cappuccino



Terra



Brownie



Cotta



Golden



Sandstone



Blush



Ocean



Lake



Iron



Ombra



Dark liquen



Metropoli



Herbal

### Kromat® Specials



NCS / RAL

## Included material

- Showertray Line X or Y
- Horizontal waste valve Viega 50 Domoplex
- Cover in Inox Stainless-steel
- Non-slip treatment for Scene® (Slate) B (DIN 51097) | PN18 (XP P05-011) (Clase 3 ENV 12633) Kromat® (Smooth & Slate) C (DIN 51097) | PN24 (XP P05-011) (Clase 3 ENV 12633)
- Instruction and use manual

## Optional material

- Vertical waste valve Viega 50 Domoplex
- Non-slip treatment for Scene® Smooth or Slate C (DIN 51097) | PN24 (XP P05-011) (Clase 3 ENV 12633)
- Archives CAD, 2D and 3D

## Normative

- Showertray: **EN 14527:2006+A1 2010** Shower trays for household use
- Drain waste valve: **EN 274:2002**. Drain accessories for sanitary ware