


NEO PLUS

hidrobox®

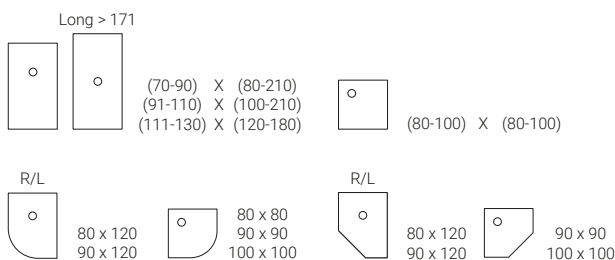
- live the innovation -

Description

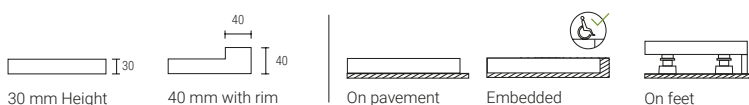
Shower tray made of Scene solid surface or Kromat, compact materials based on resin and mineral fillers. Wide range of dimensions with formats up to 140 cm wide and 210 cm long, possibility of custom manufacturing, special shapes, projections and other options. Extensive range of standard colours in matte finish, and possibility of Specials colours.



Measures



Installation and adhesives



Evacuation slope between 1,2% and 2,9% depending on the formats.

- Installation with adhesive two-component R2PU for notched trowel
- Installation with adhesive PU for cords
- Silicone sealing mono component

(Adhesives offered by Hidrobox)

Materials and textures

Scene®
Advanced, compact, homogeneous and renewable surface Solid Surface in pure white

Kromat®
Compact compound based on resin and mineral fillers, 20 standard colors and the possibility of custom colors

Smooth
Scene® & Kromat®

Slate
Scene® & Kromat®

Colours

Scene®

White

Kromat® Standard Basics



Kromat® Standard Trends




Kromat® Specials



NCS / RAL

Covers



Characteristics



Included material

- Showertray Neo plus
- Horizontal waste valve Viega 90 Tempoplex standard
- Inox cover Classic Inox
- Non-slip treatment for Scene® (Slate) B (DIN 51097) | PN18 (XP P05-011) (Clase 3 ENV 12633) Kromat® (Smooth & Slate) C (DIN 51097) | PN24 (XP P05-011) (Clase 3 ENV 12633)
- Instruction and use manual

Optional material

- Vertical waste valve Viega 90 Tempoplex / Horizontal waste valve Viega 90 Tempoplex extraplate Horizontal waste valve Viega 90 Tempoplex Plus
- Non-slip treatment for Scene® Smooth or Slate C (DIN 51097) | PN24 (XP P05-011) (Clase 3 ENV 12633)
- Perimetral rim
- Archives CAD, 2D and 3D

Normative

- Showertray: **EN 14527:2006+A1 2010** Shower trays for household use
- Drain waste valve: **EN 274:2002**. Drain accessories for sanitary ware