

PROGRAM

hidrobox®

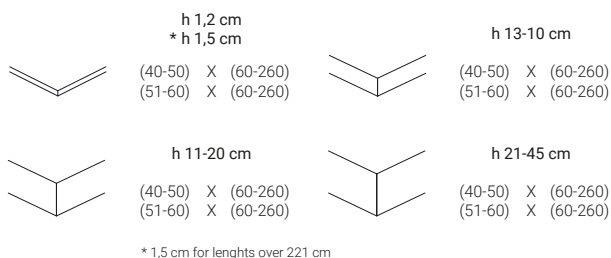
- live the innovation -

Description

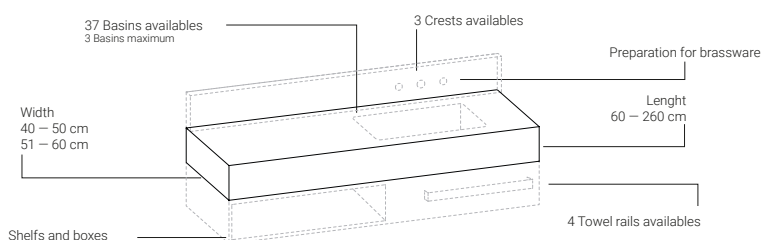
Freestanding washstand with integrated basin/s to choose from among many designs, made of Scene solid surface, a compact material based on resin and mineral fillers. Personalized design and endless possibilities of realization. A wide range of measures available with formats up to 60 cm in width, 260 cm in length and 45 cm in height. Availability of special shapes and other options such as shelves, hanging tops, drawers, splashbacks and towel rails. Elaborated in smooth texture and in pure white matt color.



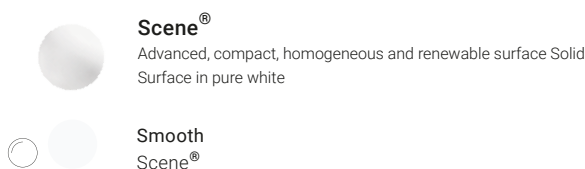
Measures




Personalization



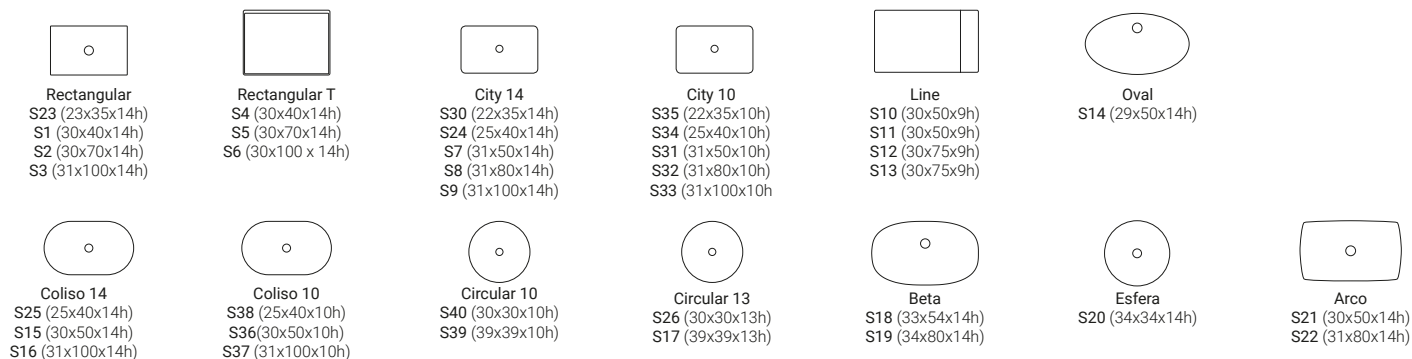
Materials and textures



Colours



Basins



Characteristics



Included material

- Basin to choose from : S1, S2, S3, S4, S5, S6, S7, S8, S9, S10, S11, S12, S13, S14, S15, S16, S17, S18, S19, S20, S21, S22, S23, S24, S25, S26, S30, S31, S32, S33, S34, S35, S36, S37, S38, S39, S40
- Supports included for Program h=3-45

Optional material

- Type of basin
- Additional basins (3 maximum)
- Preparation for brassware
- Elongated overflow + connection to outflow (Check compatibility with model and assembly)
- Specials cuts (cm)
- Towel rails: Integrated slot, Snt.Steel under countertop, Undermount with one or two fixings
- Shelves
- Undermount shelf
- Crest : standard, Backsplash and brassware splashback
- Waste valves: clic-clack with Scene white hubcap, Chromé, White or black ou or fixed chrome
- Siphons: Round or quadrant chrome (brass)
- Supports for Models h=1,2: inox visibles or hidden
- Archives CAD, 2D and 3D

Normative

- Basins: UNE-EN 14688:2016+A1:2019