

Geo è un radiatore scaldasalviette di linee essenziali, che coniuga felicemente un elevato rendimento termico, qualità e convenienza. Geo è disponibile anche nella versione con attacchi 50 mm. Con l'inserimento della resistenza elettrica (optional) può funzionare anche nei periodi in cui l'impianto è spento.



Geo, altezza 1850 mm, larghezza 500 mm, Bianco Standard

### **Caratteristiche costruttive**

radiatore scaldasalviette in acciaio con elementi orizzontali a tubi tondi di diametro 23 mm  
collettori laterali a sezione semiovale 40x30 mm  
filettature estremità collettore e attacchi centrali (50 mm), primo tubo inferiore 1/2" Gas destra  
pressione di esercizio massima ammessa 8 bar  
temperatura di esercizio massima ammessa 95°C

### **Dotazione di serie**

2 attacchi di CHELA per fissaggio a muro  
distanziere regolabile a muro  
valvola sfiato

## Certificazioni



## Plus



## Dati tecnici

Modello	Profondità (mm)	Altezza (mm)	Larghezza (mm)	Interasse (mm)	Peso (kg)	Capacità (lt)	$\Delta t=50^{\circ}\text{C}$ (kcal/h)	$\Delta t=50^{\circ}\text{C}$ (Watt)	$\Delta t=40^{\circ}\text{C}$ (Watt)	$\Delta t=30^{\circ}\text{C}$ (Watt)	$\Delta t=20^{\circ}\text{C}$ (Watt)	Esponente	Funz. misto (Watt)
<b>01</b>													
818 17 tubi 1 intervallo	30,0	818	450	406	5,10	3,80	309,0	360,0	273,0	192,0	116,0	1,231	300
818 17 tubi 1 intervallo	30,0	818	500	456	5,50	4,10	338,0	393,0	299,0	210,0	128,0	1,228	400
818 17 tubi 1 intervallo	30,0	818	550	506	5,90	4,40	367,0	427,0	325,0	228,0	139,0	1,225	400
818 17 tubi 1 intervallo	30,0	818	600	556	6,30	4,70	396,0	460,0	351,0	247,0	150,0	1,222	400
818 17 tubi 1 intervallo	30,0	818	750	706	9,90	5,30	483,0	561,0	428,0	302,0	185,0	1,213	400
1248 25 tubi 2 intervalli	30,0	1248	450	406	7,50	5,70	462,0	538,0	408,0	286,0	173,0	1,235	400
1248 25 tubi 2 intervalli	30,0	1248	500	456	8,10	6,10	506,0	588,0	447,0	313,0	190,0	1,234	400
1248 25 tubi 2 intervalli	30,0	1248	550	506	8,70	6,50	549,0	638,0	485,0	340,0	206,0	1,232	400
1248 25 tubi 2 intervalli	30,0	1248	600	556	9,30	7,00	592,0	689,0	523,0	367,0	223,0	1,230	700
1248 25 tubi 2 intervalli	30,0	1248	750	706	14,60	7,90	722,0	840,0	639,0	449,0	274,0	1,224	700
1592 31 tubi 3 intervalli	30,0	1592	450	406	9,40	7,10	604,0	703,0	530,0	369,0	221,0	1,263	700
1592 31 tubi 3 intervalli	30,0	1592	500	456	10,10	7,60	655,0	762,0	575,0	401,0	241,0	1,258	700
1592 31 tubi 3 intervalli	30,0	1592	550	506	10,90	8,20	706,0	821,0	621,0	433,0	261,0	1,252	700
1592 31 tubi 3 intervalli	30,0	1592	600	556	11,70	8,70	757,0	880,0	666,0	466,0	281,0	1,246	700
1592 31 tubi 3 intervalli	30,0	1592	750	706	18,20	9,80	909,0	1.057,0	803,0	564,0	343,0	1,228	1000

1850 37 tubi 3 intervalli	30,0	1850	450	406	11,10	8,40	723,0	841,0	638,0	447,0	270,0	1,238	700
1850 37 tubi 3 intervalli	30,0	1850	500	456	12,00	9,00	783,0	911,0	692,0	485,0	294,0	1,233	700
1850 37 tubi 3 intervalli	30,0	1850	550	506	12,90	9,70	844,0	981,0	746,0	524,0	319,0	1,227	1000
1850 37 tubi 3 intervalli	30,0	1850	600	556	13,80	10,30	904,0	1.051,0	800,0	563,0	343,0	1,222	1000
1850 37 tubi 3 intervalli	30,0	1850	750	706	21,60	11,60	1.085,0	1.262,0	964,0	681,0	418,0	1,206	1000
<b>05</b>													
818 17 tubi 1 intervallo	30,0	818	450	50	5,10	3,80	309,0	360,0	273,0	192,0	116,0	1,231	300
818 17 tubi 1 intervallo	30,0	818	500	50	5,50	4,10	338,0	393,0	299,0	210,0	128,0	1,228	400
818 17 tubi 1 intervallo	30,0	818	550	50	5,90	4,40	367,0	427,0	325,0	228,0	139,0	1,225	400
818 17 tubi 1 intervallo	30,0	818	600	50	6,30	4,70	396,0	460,0	351,0	247,0	150,0	1,222	400
818 17 tubi 1 intervallo	30,0	818	750	50	9,90	5,30	483,0	561,0	428,0	302,0	185,0	1,213	400
1248 25 tubi 2 intervalli	30,0	1248	450	50	7,50	5,70	462,0	538,0	408,0	286,0	173,0	1,235	400
1248 25 tubi 2 intervalli	30,0	1248	500	50	8,10	6,10	506,0	588,0	447,0	313,0	190,0	1,234	400
1248 25 tubi 2 intervalli	30,0	1248	550	50	8,70	6,50	549,0	638,0	485,0	340,0	206,0	1,232	400
1248 25 tubi 2 intervalli	30,0	1248	600	50	9,30	7,00	592,0	689,0	523,0	367,0	223,0	1,230	700
1248 25 tubi 2 intervalli	30,0	1248	750	50	14,60	7,90	722,0	840,0	639,0	449,0	274,0	1,224	700
1592 31 tubi 3 intervalli	30,0	1592	450	50	9,40	7,10	604,0	703,0	530,0	369,0	221,0	1,263	700
1592 31 tubi 3 intervalli	30,0	1592	500	50	10,10	7,60	655,0	762,0	575,0	401,0	241,0	1,258	700
1592 31 tubi 3 intervalli	30,0	1592	550	50	10,90	8,20	706,0	821,0	621,0	433,0	261,0	1,252	700
1592 31 tubi 3 intervalli	30,0	1592	600	50	11,70	8,70	757,0	880,0	666,0	466,0	281,0	1,246	700
1592 31 tubi 3 intervalli	30,0	1592	750	50	18,20	9,80	909,0	1.057,0	803,0	564,0	343,0	1,228	1000
1850 37 tubi 3 intervalli	30,0	1850	450	50	11,10	8,40	723,0	841,0	638,0	447,0	270,0	1,238	700

1850 37 tubi 3 intervalli	30,0	1850	500	50	12,00	9,00	783,0	911,0	692,0	485,0	294,0	1,233	700
1850 37 tubi 3 intervalli	30,0	1850	550	50	12,90	9,70	844,0	981,0	746,0	524,0	319,0	1,227	1000
1850 37 tubi 3 intervalli	30,0	1850	600	50	13,80	10,30	904,0	1.051,0	800,0	563,0	343,0	1,222	1000
1850 37 tubi 3 intervalli	30,0	1850	750	50	21,60	11,60	1.085,0	1.262,0	964,0	681,0	418,0	1,206	1000

(\*) Grazie alle elevate prestazioni dei radiatori Geo, il  $\Delta t$  ideale per la progettazione a bassa temperatura è 30°C


Per  $\Delta t$  diversi da 50°C utilizzare la formula:  $Q=Q_n (\Delta t / 50)^n$

#### Dotazione di serie

- 2 attacchi di CHELA per fissaggio a muro • distanziere regolabile a muro • valvola sfiato

## Colori e finiture

### STANDARD



**Bianco Standard**  
Cod. 01

### CLASSIC



**Bianco Edelweiss**  
Cod. 34



**Avorio - RAL 1013**  
Cod. 02



**Beige Cream**  
Cod. 26



**Giallo - RAL 1021**  
Cod. 04



**Giallo Melone -  
RAL 1028**  
Cod. E7



**Arancio - RAL 2004**  
Cod. 17



**Marrone Ruggine -  
RAL 8004**  
Cod. E1



**Marrone - RAL 8017**  
Cod. 09



**Amaranto - RAL  
3003**  
Cod. 06



**Rosso - RAL 3000**  
Cod. 05



**Rosso Fragola -  
RAL 3018**  
Cod. Y3



**Rosa - RAL 3015**  
Cod. R2



**Lilla Bluastro - RAL  
4005**  
Cod. R3



**Porpora Traffico -  
RAL 4006**  
Cod. R6



**Verde Bosco - RAL  
6005**  
Cod. 19



**Verde Erba - RAL  
6018**  
Cod. N3



**Verde Salvia - RAL  
6021**  
Cod. E6




**Blu Pastello - RAL  
5024**  
Cod. G7



**Grigio Manhattan**  
Cod. 03




**Nero - RAL 9005**  
Cod. 10



**Deep Blue**  
Cod. 2F

### SPECIAL



**Bianco Perla**  
Cod. 16




**Quartz 1**  
Cod. 1C



**Sablé**  
Cod. Y4



**Quartz 2**  
Cod. 2C



**Sunstone**  
Cod. 2D



**Bruno Tabacco**  
Cod. 1B



**Flame Red**  
Cod. 7D



**Purple Blue**  
Cod. 1D



**Azurite 3**  
Cod. 6C

**Grigio Medio**  
Cod. 4D

**Grigio Titanio  
Metallizzato - RAL  
9023**  
Cod. L3

**Grigio Perla**  
Cod. L6

**Nero Grafite**  
Cod. 18

**Grigio Quarzo**  
Cod. 31

**Nero Satinato**  
Cod. 30

**Bianco Opaco**  
Cod. J8



**Nero Opaco**  
Cod. K1

**Agave**  
Cod. 9N

**Blu Baltico**  
Cod. 1P

**Ghiaccio**  
Cod. 3P

**Blu Colomba  
Opaco - RAL 5014**  
Cod. 4P

**Grigio Chiaro  
Opaco**  
Cod. 8N

**Grigio Cenere - Ral  
7021**  
Cod. G1

**Grigio Martellato**  
Cod. 32



**Rame Martellato**  
Cod. J4

## RAL



**Altri colori RAL (previa fattibilità)**  
Cod. ALTRIRAL

I colori rappresentati in questa cartella non sono da considerarsi impegnativi. I diversi processi tecnologici di verniciatura ed i materiali utilizzati per la realizzazione possono non avere una perfetta corrispondenza cromatica con il prodotto consegnato. L'azienda Irsap si riserva la facoltà di apportare in qualsiasi momento tutte le modifiche necessarie per il miglioramento del prodotto.