

Pareo è uno scaldasalviette dalla linea sobria e leggera, grazie alla geometria dei tubi ovali. Pareo è disponibile in 3 altezze e 6 larghezze da 400 a 750 mm. Con l'inserimento della resistenza elettrica (optional) può funzionare anche nei periodi in cui l'impianto è spento.



Pareo, altezza 1800 mm, larghezza 600 mm, Marrone - RAL 8017

## Caratteristiche costruttive

radiatore scaldasalviette in acciaio con elementi orizzontali a tubi ovali 30x20 mm  
collettori laterali a sezione semiovale 40x30 mm  
filettature estremità collettore 1/2" Gas destra  
pressione di esercizio massima ammessa 4 bar  
temperatura di esercizio massima ammessa 95°C

## Dotazione di serie

3 attacchi infratubo per fissaggio a muro per Pareo bianco e  
2 attacchi chela per collettore e 1 distanziere per Pareo colorato  
valvola sfiato

## Certificazioni



## Plus



## Dati tecnici

Modello	Profondità (mm)	Altezza (mm)	Larghezza (mm)	Interasse (mm)	Peso (kg)	Capacità (lt)	$\Delta t=50^{\circ}\text{C}$ (kcal/h)	$\Delta t=50^{\circ}\text{C}$ (Watt)	$\Delta t=40^{\circ}\text{C}$ (Watt)	$\Delta t=30^{\circ}\text{C}$ (Watt)	$\Delta t=20^{\circ}\text{C}$ (Watt)	Esponente	Funz. misto (Watt)
800 14 tubi 2 intervalli	30,0	800	400	356	5,60	3,40	265,0	308,0	235,0	166,0	101,0	1,213	300
800 14 tubi 2 intervalli	30,0	800	450	406	6,10	3,70	292,0	339,0	259,0	183,0	112,0	1,211	300
800 14 tubi 2 intervalli	30,0	800	500	456	6,70	4,00	319,0	371,0	283,0	200,0	123,0	1,208	400
800 14 tubi 2 intervalli	30,0	800	550	506	7,30	4,30	346,0	402,0	307,0	217,0	133,0	1,206	400
800 14 tubi 2 intervalli	30,0	800	600	556	7,80	4,60	373,0	434,0	332,0	235,0	144,0	1,203	400
800 14 tubi 2 intervalli	30,0	800	750	706	9,50	5,50	454,0	528,0	405,0	287,0	177,0	1,195	400
1200 21 tubi 3 intervalli	30,0	1200	400	356	8,30	5,10	401,0	466,0	352,0	244,0	146,0	1,268	400
1200 21 tubi 3 intervalli	30,0	1200	450	406	9,20	5,50	441,0	512,0	387,0	269,0	161,0	1,260	400
1200 21 tubi 3 intervalli	30,0	1200	500	456	10,00	6,00	480,0	558,0	422,0	294,0	177,0	1,253	400
1200 21 tubi 3 intervalli	30,0	1200	550	506	10,90	6,40	519,0	604,0	457,0	320,0	193,0	1,246	400
1200 21 tubi 3 intervalli	30,0	1200	600	556	11,70	6,90	559,0	650,0	493,0	345,0	209,0	1,238	700
1200 21 tubi 3 intervalli	30,0	1200	750	706	14,30	8,20	677,0	788,0	600,0	423,0	258,0	1,216	700
1800 32 tubi 4 intervalli	30,0	1800	400	356	12,50	7,70	616,0	716,0	542,0	379,0	228,0	1,248	700
1800 32 tubi 4 intervalli	30,0	1800	450	406	13,80	8,40	674,0	784,0	594,0	415,0	250,0	1,246	700
1800 32 tubi 4 intervalli	30,0	1800	500	456	15,10	9,10	732,0	851,0	645,0	451,0	273,0	1,243	700
1800 32 tubi 4 intervalli	30,0	1800	550	506	16,40	9,80	790,0	919,0	697,0	488,0	295,0	1,240	1000

1800 32 tubi 4 intervalli	30,0	1800	600	556	17,70	10,40	848,0	987,0	749,0	524,0	317,0	1,238	1000
1800 32 tubi 4 intervalli	30,0	1800	750	706	21,60	12,40	1.023,0	1.189,0	902,0	631,0	382,0	1,240	1000

(\*) Grazie alle elevate prestazioni dei radiatori Pareo, il  $\Delta t$  ideale per la progettazione a bassa temperatura è 30°C

Per  $\Delta t$  diversi da 50°C utilizzare la formula:  $Q=Q_n (\Delta t / 50)^n$

**Dotazione di serie**

- 3 attacchi infratubo per fissaggio a muro per Pareo bianco e 2 attacchi chela per collettore e 1 distanziere per Pareo colorato • valvola sfiato


## Colori e finiture

### STANDARD



**Bianco Standard**  
Cod. 01

### CLASSIC




**Bianco Edelweiss**  
Cod. 34




**Avorio - RAL 1013**  
Cod. 02




**Beige Cream**  
Cod. 26




**Giallo - RAL 1021**  
Cod. 04




**Giallo Melone -  
RAL 1028**  
Cod. E7




**Arancio - RAL 2004**  
Cod. 17



**Marrone Ruggine -  
RAL 8004**  
Cod. E1




**Marrone - RAL 8017**  
Cod. 09




**Amaranto - RAL  
3003**  
Cod. 06




**Rosso - RAL 3000**  
Cod. 05




**Rosso Fragola -  
RAL 3018**  
Cod. Y3




**Rosa - RAL 3015**  
Cod. R2




**Lilla Bluastro - RAL  
4005**  
Cod. R3




**Porpora Traffico -  
RAL 4006**  
Cod. R6




**Verde Bosco - RAL  
6005**  
Cod. 19




**Verde Erba - RAL  
6018**  
Cod. N3




**Verde Salvia - RAL  
6021**  
Cod. E6




**Blu Pastello - RAL  
5024**  
Cod. G7



**Grigio Manhattan**  
Cod. 03




**Nero - RAL 9005**  
Cod. 10




**Deep Blue**  
Cod. 2F


### SPECIAL



**Bianco Perla**  
Cod. 16



**Quartz 1**  
Cod. 1C




**Sablé**  
Cod. Y4




**Quartz 2**  
Cod. 2C




**Sunstone**  
Cod. 2D



**Bruno Tabacco**  
Cod. 1B



**Flame Red**  
Cod. 7D



**Purple Blue**  
Cod. 1D



**Azurite 3**  
Cod. 6C

**Grigio Medio**  
Cod. 4D

**Grigio Titanio  
Metallizzato - RAL  
9023**  
Cod. L3


**Grigio Perla**  
Cod. L6

**Nero Grafite**  
Cod. 18

**Grigio Quarzo**  
Cod. 31

**Nero Satinato**  
Cod. 30

**Bianco Opaco**  
Cod. J8



**Nero Opaco**  
Cod. K1

**Agave**  
Cod. 9N

**Blu Baltico**  
Cod. 1P


**Ghiaccio**  
Cod. 3P

**Blu Colomba  
Opaco - RAL 5014**  
Cod. 4P

**Grigio Chiaro  
Opaco**  
Cod. 8N

**Grigio Cenere - Ral  
7021**  
Cod. G1

**Grigio Martellato**  
Cod. 32



**Rame Martellato**  
Cod. J4

## RAL



**Altri colori RAL (previa fattibilità)**  
Cod. ALTRIRAL

I colori rappresentati in questa cartella non sono da considerarsi impegnativi. I diversi processi tecnologici di verniciatura ed i materiali utilizzati per la realizzazione possono non avere una perfetta corrispondenza cromatica con il prodotto consegnato. L'azienda Irsap si riserva la facoltà di apportare in qualsiasi momento tutte le modifiche necessarie per il miglioramento del prodotto.