

Vela è caratterizzato dal profilo piatto dei tubi orizzontali; lo spazio si interseca con la sua geometria in evidenza. Oggetto funzionale per ogni ambiente abitativo. Vela è disponibile in 4 altezze e 4 larghezze. Con l'inserimento della resistenza elettrica (optional) può funzionare anche nei periodi in cui l'impianto è spento.



Vela, altezza 1820 mm, larghezza 660 mm, Nero - RAL 9005

Caratteristiche costruttive

radiatore scaldasalviette in acciaio con elementi orizzontali a tubi ovali 50x20 mm
collettori laterali a sezione semiovale 40x30 mm
filettature estremità collettore 1/2" Gas destra
pressione di esercizio massima ammessa 4 bar
temperatura di esercizio massima ammessa 95°C

Dotazione di serie

3 attacchi infratubo per Vela bianco o 2 attacchi chela per fissaggio a muro e 1 distanziera per Vela colorato
valvola sfiato da 1/2"

Certificazioni

CE₀₁
EN442-1



Plus



Dati tecnici

Modello	Profondità (mm)	Altezza (mm)	Larghezza (mm)	Interasse (mm)	Peso (kg)	Capacità (lt)	$\Delta t=50^{\circ}\text{C}$ (kcal/h)	$\Delta t=50^{\circ}\text{C}$ (Watt)	$\Delta t=40^{\circ}\text{C}$ (Watt)	$\Delta t=30^{\circ}\text{C}$ (Watt)	$\Delta t=20^{\circ}\text{C}$ (Watt)	Esponente	Funz. misto (Watt)
700 9 tubi 1 intervallo	30,0	700	460	416	6,50	3,90	270,0	314,0	239,0	169,0	103,0	1,215	300
700 9 tubi 1 intervallo	30,0	700	560	516	7,80	4,50	309,0	359,0	273,0	192,0	117,0	1,225	400
700 9 tubi 1 intervallo	30,0	700	660	616	9,10	5,20	348,0	405,0	307,0	216,0	131,0	1,235	400
700 9 tubi 1 intervallo	30,0	700	760	716	10,40	5,80	388,0	451,0	341,0	239,0	144,0	1,245	400
1120 14 tubi 2 intervalli	30,0	1120	460	416	10,20	6,10	404,0	470,0	356,0	248,0	150,0	1,247	400
1120 14 tubi 2 intervalli	30,0	1120	560	516	12,20	7,10	475,0	552,0	418,0	292,0	177,0	1,244	400
1120 14 tubi 2 intervalli	30,0	1120	660	616	14,20	8,10	546,0	634,0	481,0	336,0	203,0	1,242	700
1120 14 tubi 2 intervalli	30,0	1120	760	716	16,20	9,20	616,0	717,0	544,0	381,0	230,0	1,239	700
1610 20 tubi 3 intervalli	30,0	1610	460	416	14,60	8,70	582,0	676,0	513,0	359,0	217,0	1,240	700
1610 20 tubi 3 intervalli	30,0	1610	560	516	17,40	10,20	692,0	805,0	611,0	428,0	259,0	1,238	700
1610 20 tubi 3 intervalli	30,0	1610	660	616	20,30	11,60	803,0	933,0	708,0	497,0	301,0	1,235	1000
1610 20 tubi 3 intervalli	30,0	1610	760	716	23,10	13,10	913,0	1.062,0	806,0	566,0	343,0	1,232	1000
1820 23 tubi 3 intervalli	30,0	1820	460	416	16,70	9,90	660,0	768,0	580,0	404,0	243,0	1,254	700
1820 23 tubi 3 intervalli	30,0	1820	560	516	20,00	11,60	776,0	903,0	682,0	475,0	285,0	1,257	1000
1820 23 tubi 3 intervalli	30,0	1820	660	616	23,20	13,30	892,0	1.038,0	783,0	545,0	327,0	1,259	1000
1820 23 tubi 3 intervalli	30,0	1820	760	716	26,50	15,00	1.008,0	1.172,0	885,0	615,0	369,0	1,262	1000

(*) Grazie alle elevate prestazioni dei radiatori Vela, il Δt ideale per la progettazione a bassa temperatura è 30°C


Per Δt diversi da 50°C utilizzare la formula: $Q=Q_n (\Delta t / 50)^n$

Dotazione di serie

- 3 attacchi infratubo per Vela bianco o 2 attacchi chela per fissaggio a muro e 1 distanziera per Vela colorato • valvola sfiato da 1/2"


Colori e finiture

STANDARD



Bianco Standard
Cod. 01


CLASSIC




Bianco Edelweiss
Cod. 34



Avorio - RAL 1013
Cod. 02



Beige Cream
Cod. 26



Giallo - RAL 1021
Cod. 04




**Giallo Melone -
RAL 1028**
Cod. E7




Arancio - RAL 2004
Cod. 17



**Marrone Ruggine -
RAL 8004**
Cod. E1



Marrone - RAL 8017
Cod. 09




**Amaranto - RAL
3003**
Cod. 06




Rosso - RAL 3000
Cod. 05



**Rosso Fragola -
RAL 3018**
Cod. Y3




Rosa - RAL 3015
Cod. R2



**Lilla Bluastro - RAL
4005**
Cod. R3




**Porpora Traffico -
RAL 4006**
Cod. R6




**Verde Bosco - RAL
6005**
Cod. 19



**Verde Erba - RAL
6018**
Cod. N3




**Verde Salvia - RAL
6021**
Cod. E6



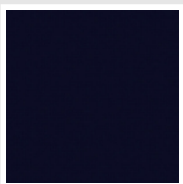
**Blu Pastello - RAL
5024**
Cod. G7



Grigio Manhattan
Cod. 03




Nero - RAL 9005
Cod. 10




Deep Blue
Cod. 2F


SPECIAL



Bianco Perla
Cod. 16



Quartz 1
Cod. 1C




Sablé
Cod. Y4




Quartz 2
Cod. 2C




Sunstone
Cod. 2D



Bruno Tabacco
Cod. 1B



Flame Red
Cod. 7D



Purple Blue
Cod. 1D



Azurite 3
Cod. 6C

Grigio Medio
Cod. 4D

**Grigio Titanio
Metallizzato - RAL
9023**
Cod. L3

Grigio Perla
Cod. L6

Nero Grafite
Cod. 18

Grigio Quarzo
Cod. 31

Nero Satinato
Cod. 30

Bianco Opaco
Cod. J8



Nero Opaco
Cod. K1

Agave
Cod. 9N

Blu Baltico
Cod. 1P

Ghiaccio
Cod. 3P

**Blu Colomba
Opaco - RAL 5014**
Cod. 4P

**Grigio Chiaro
Opaco**
Cod. 8N

**Grigio Cenere - Ral
7021**
Cod. G1

Grigio Martellato
Cod. 32



Rame Martellato
Cod. J4

RAL



Altri colori RAL (previa fattibilità)
Cod. ALTRIRAL

I colori rappresentati in questa cartella non sono da considerarsi impegnativi. I diversi processi tecnologici di verniciatura ed i materiali utilizzati per la realizzazione possono non avere una perfetta corrispondenza cromatica con il prodotto consegnato. L'azienda Irsap si riserva la facoltà di apportare in qualsiasi momento tutte le modifiche necessarie per il miglioramento del prodotto.