

Caratteristiche originali, ricche di personalità e creatività, danno forma a questo scaldasalviette dalle linee essenziali. Funky prende l'ispirazione dal ritmo che permea le sue forme creando un approccio libero e versatile, in grado di trasformare ed arredare ogni ambiente bagno rendendolo protagonista. Disponibile in 3 altezze e 2 larghezze. Con l'inserimento della resistenza elettrica (optional) può funzionare anche nei periodi in cui l'impianto è spento.



Funky, altezza 1810 mm, larghezza 500 mm, Ghiaccio, con attacchi 50 mm

Caratteristiche costruttive

tubi in lamiera d'acciaio di Ø 23 mm
collettori in lamiera d'acciaio Ø 30 mm
filettature estremità collettore sup. e inf. 1/2" G dx
pressione di esercizio massima ammessa 8 bar
temperatura di esercizio massima ammessa 95°C
attacco 50 mm

Dotazione di serie

4 attacchi per fissaggio a muro in tinta con il radiatore
2 valvole sfiato da 1/2" a scomparsa e coprivalvola

Plus



Dati tecnici

Modello	Profondità (mm)	Altezza (mm)	Larghezza (mm)	Interasse (mm)	Peso (kg)	Capacità (lt)	$\Delta t=50^{\circ}\text{C}$ (kcal/h)	$\Delta t=50^{\circ}\text{C}$ (Watt)	$\Delta t=40^{\circ}\text{C}$ (Watt)	$\Delta t=30^{\circ}\text{C}$ (Watt)	$\Delta t=20^{\circ}\text{C}$ (Watt)	Esponente	Funz. misto (Watt)
DX													
907 17 tubi 2 intervalli	62,0	907	500	50	7,50	3,90	347,0	403,0	311,0	223,0	140,0	1,157	400
1423 27 tubi 3 intervalli	62,0	1423	500	50	11,90	6,10	533,0	620,0	471,0	331,0	201,0	1,229	700
1423 27 tubi 3 intervalli	62,0	1423	600	50	13,80	7,00	620,0	721,0	549,0	387,0	236,0	1,219	700
1810 34 tubi 4 intervalli	62,0	1810	500	50	15,00	7,70	675,0	785,0	596,0	418,0	253,0	1,235	700
1810 34 tubi 4 intervalli	62,0	1810	600	50	17,30	8,80	767,0	892,0	677,0	474,0	287,0	1,238	700
SX													
907 17 tubi 2 intervalli	62,0	907	500	50	7,50	3,90	347,0	403,0	311,0	223,0	140,0	1,157	400
1423 27 tubi 3 intervalli	62,0	1423	500	50	11,90	6,10	533,0	620,0	471,0	331,0	201,0	1,229	700
1423 27 tubi 3 intervalli	62,0	1423	600	50	13,80	7,00	620,0	721,0	549,0	387,0	236,0	1,219	700
1810 34 tubi 4 intervalli	62,0	1810	500	50	15,00	7,70	675,0	785,0	596,0	418,0	253,0	1,235	700
1810 34 tubi 4 intervalli	62,0	1810	600	50	17,30	8,80	767,0	892,0	677,0	474,0	287,0	1,238	700


Le rese sono calcolate ed in fase di certificazione. Potenza calcolata con Δt 50°C. Per Δt diversi da 50°C utilizzare la formula: $Q=Q_n (\Delta t / 50)^n$

Dotazione di serie

- 4 attacchi per fissaggio a muro in tinta con il radiatore
- 2 valvole sfiato da 1/2" a scomparsa e coprivalvola


Colori e finiture

STANDARD



Bianco Standard
Cod. 01

CLASSIC



Bianco Edelweiss
Cod. 34



Avorio - RAL 1013
Cod. 02



Beige Cream
Cod. 26



Giallo - RAL 1021
Cod. 04




**Giallo Melone -
RAL 1028**
Cod. E7




Arancio - RAL 2004
Cod. 17



**Marrone Ruggine -
RAL 8004**
Cod. E1




Marrone - RAL 8017
Cod. 09




**Amaranto - RAL
3003**
Cod. 06




Rosso - RAL 3000
Cod. 05




**Rosso Fragola -
RAL 3018**
Cod. Y3




Rosa - RAL 3015
Cod. R2




**Lilla Bluastro - RAL
4005**
Cod. R3




**Porpora Traffico -
RAL 4006**
Cod. R6




**Verde Bosco - RAL
6005**
Cod. 19



**Verde Erba - RAL
6018**
Cod. N3




**Verde Salvia - RAL
6021**
Cod. E6




**Blu Pastello - RAL
5024**
Cod. G7



Grigio Manhattan
Cod. 03




Nero - RAL 9005
Cod. 10



Deep Blue
Cod. 2F


SPECIAL



Bianco Perla
Cod. 16




Quartz 1
Cod. 1C



Sablé
Cod. Y4



Quartz 2
Cod. 2C



Sunstone
Cod. 2D




Bruno Tabacco
Cod. 1B



Flame Red
Cod. 7D




Purple Blue
Cod. 1D




Azurite 3
Cod. 6C




Grigio Medio
Cod. 4D




**Grigio Titanio
Metallizzato - RAL
9023**
Cod. L3




Grigio Perla
Cod. L6




Nero Grafite
Cod. 18




Grigio Quarzo
Cod. 31




Nero Satinato
Cod. 30




Bianco Opaco
Cod. J8




Nero Opaco
Cod. K1




Agave
Cod. 9N




Blu Baltico
Cod. 1P




Ghiaccio
Cod. 3P




**Blu Colomba
Opaco - RAL 5014**
Cod. 4P




**Grigio Chiaro
Opaco**
Cod. 8N



**Grigio Cenere - Ral
7021**
Cod. G1



Grigio Martellato
Cod. 32



Rame Martellato
Cod. J4

RAL



Altri colori RAL (previa fattibilità)
Cod. ALTRIRAL

I colori rappresentati in questa cartella non sono da considerarsi impegnativi. I diversi processi tecnologici di verniciatura ed i materiali utilizzati per la realizzazione possono non avere una perfetta corrispondenza cromatica con il prodotto consegnato. L'azienda Irsap si riserva la facoltà di apportare in qualsiasi momento tutte le modifiche necessarie per il miglioramento del prodotto.