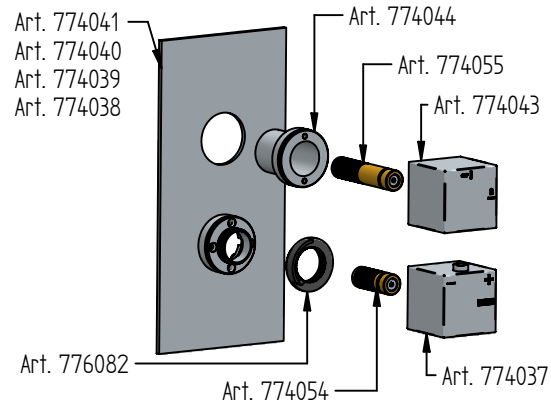


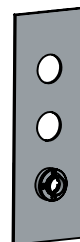
i RICAMBI / SPARE PARTS



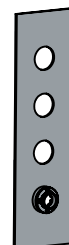
Cod. 774041



Cod. 774040



Cod. 774039



Cod. 774038



Cod. 774044



Cod. 776082



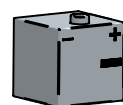
Cod. 774054



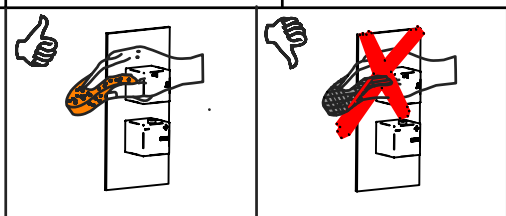

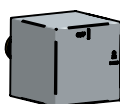
Cod. 774055



Cod. 774037



Cod. 774043



MANUTENZIONE E PULIZIA

Per una corretta manutenzione e pulizia di questo prodotto, raccomandiamo alcuni semplici accorgimenti:

- Utilizzare detergenti neutri, spruzzando il prodotto direttamente su un panno morbido onde evitare infiltrazioni
 - Evitare sempre il contatto con prodotti acidi o abrasivi
 - Risciacquare bene con abbondante acqua per eliminare eventuali residui ed asciugare sempre con un panno morbido
 - Effettuare una pulizia periodica al fine di prevenire le formazioni calcaree
- La BELLOSTA CARLO & C. non è RESPONSABILE di danni derivati dall'utilizzo di prodotti impropri per la pulizia.

MAINTENANCE AND CLEANING

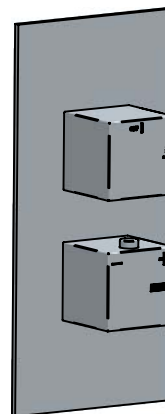
For a proper maintenance and cleaning, we recommend the following:

- Use **neutral detergents**, avoiding to spray directly on taps to avoid residual infiltration
- **Avoid** contact with acid or abrasive products
- **Rinse** with water and **always dry** with a clean cloth to avoid residue of detergent
- Perform a **periodic cleaning** to prevent limestone deposits

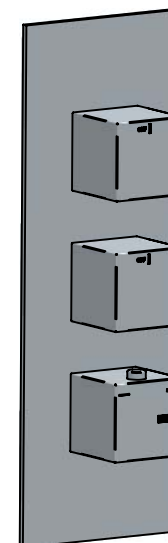
BELLOSTA CARLO & C. cannot be held responsible for damages due to an improper use of detergents

ISTRUZIONI revivre

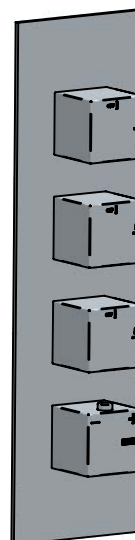
Art. 0912/H/P



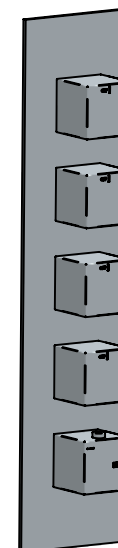
Art. 0912/2H/P



Art. 0912/3H/P



Art. 0912/4H/P



MADE IN ITALY

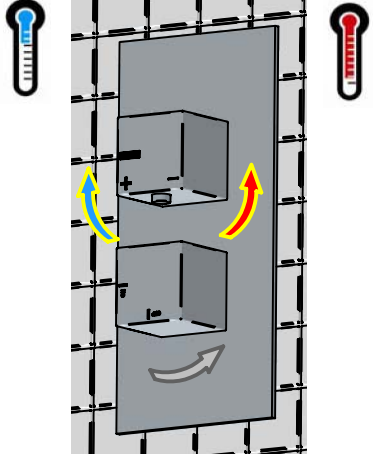
Questo prodotto è stato realizzato interamente in Italia con l'utilizzo di materie prime di altissima qualità

DESIGN
EOB

MADE IN ITALY

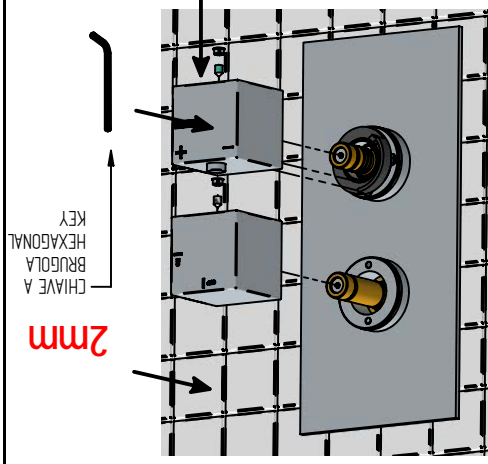
This product has been entirely manufactured in Italy, by top quality raw materials.





NO

8!

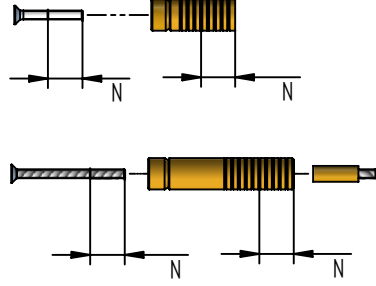


CHIAVE A
BRUGOLA
HEXAGONAL
KEY
2mm

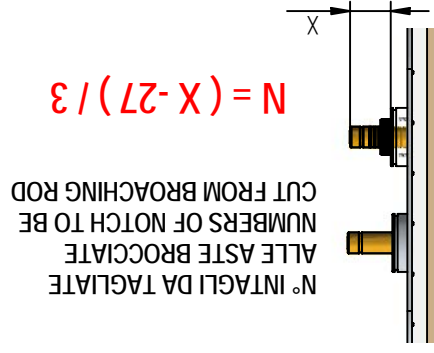
7!



TAGLIARE ASTE BROCCIAE
E VITI
CUT BROACHING RODS AND
SCREWS

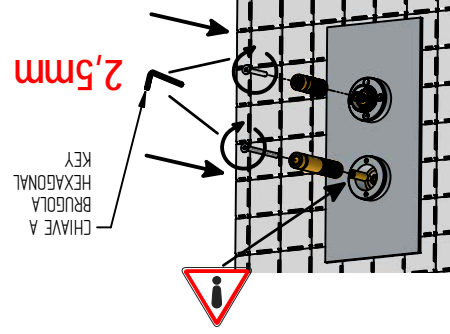


4!

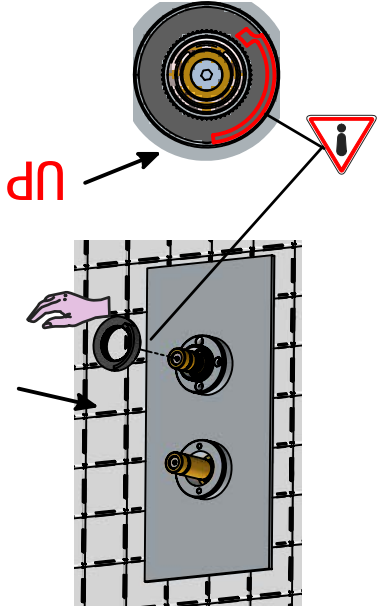


$N = (X - 27) / 3$

N° INTAGLI DA TAGLIARE
ALLE ASTE BROCCIAE
NUMBERS OF NOTCH TO BE
CUT FROM BROACHING ROD

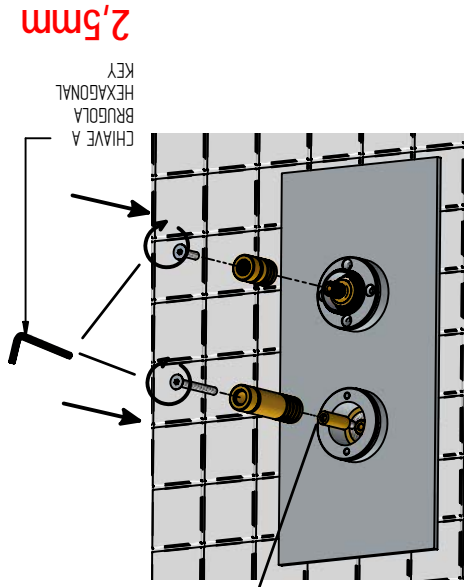


3!



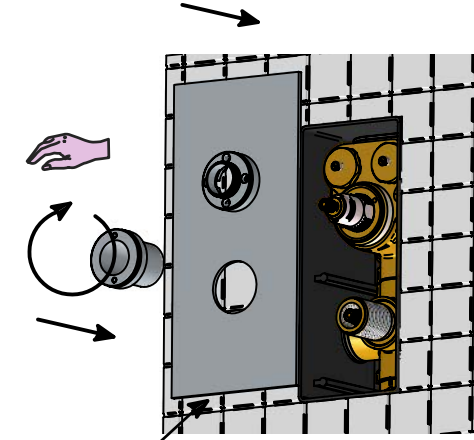
UP

6



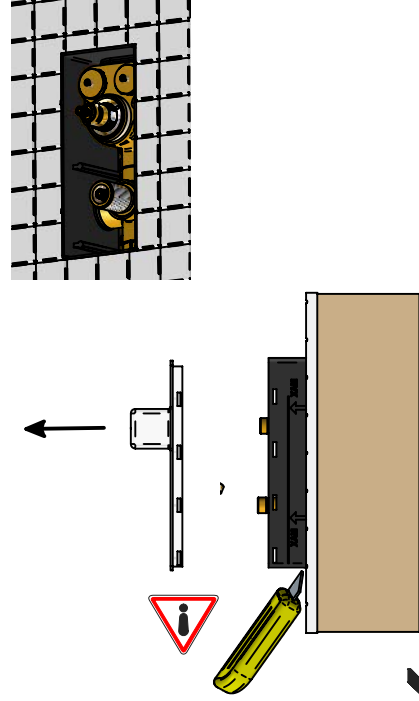
2,5mm
CHIAVE A
BRUGOLA
HEXAGONAL
KEY

5!



RIMUOVERE PELLICOLA DALLA
GUARNIZIONE BIADESIVA
TAKE OFF FROM THE GASKET
THE BY-ADHESIVE FILM

2



1!