

Novo, con la sua geometria minimale è lo scaldasalviette per eccellenza. La forma fluida rende Novo un completamento dell'ambiente abitativo. Disponibile in 4 altezze e larghezze da 400 mm a 1000 mm. Con l'inserimento della resistenza elettrica (optional) può funzionare anche nei periodi in cui l'impianto è spento.



Novo, altezza 1808 mm, larghezza 600 mm, Amaranto - RAL 3003

## Caratteristiche costruttive

radiatore scaldasalviette in acciaio con elementi orizzontali a tubi tondi di diametro 25 mm  
collettori laterali a sezione semiovale 40x30 mm  
filettature estremità collettore e attacchi centrali (50 mm), primo tubo inferiore 1/2" Gas destra  
pressione di esercizio massima ammessa 8 bar  
temperatura di esercizio massima ammessa 95°C

## Dotazione di serie

coppia di chela per fissaggio a muro  
distanziere regolabile a muro  
valvola sfiato da 1/2"

## Certificazioni



## Plus



## Dati tecnici

Modello	Profondità (mm)	Altezza (mm)	Larghezza (mm)	Interasse (mm)	Peso (kg)	Capacità (lt)	$\Delta t=50^{\circ}\text{C}$ (kcal/h)	$\Delta t=50^{\circ}\text{C}$ (Watt)	$\Delta t=40^{\circ}\text{C}$ (Watt)	$\Delta t=30^{\circ}\text{C}$ (Watt)	$\Delta t=20^{\circ}\text{C}$ (Watt)	Esponente	Funz. misto (Watt)
<b>01</b>													
764 19 tubi 1 intervallo	30,0	764	400	356	5,10	4,00	299,0	348,0	266,0	188,0	115,0	1,209	300
764 19 tubi 1 intervallo	30,0	764	450	406	5,60	4,40	331,0	385,0	294,0	208,0	128,0	1,206	400
764 19 tubi 1 intervallo	30,0	764	500	456	6,20	4,80	363,0	422,0	323,0	229,0	140,0	1,203	400
764 19 tubi 1 intervallo	30,0	764	550	506	6,70	5,20	395,0	460,0	352,0	249,0	153,0	1,199	400
764 19 tubi 1 intervallo	30,0	764	600	556	7,20	5,60	427,0	497,0	381,0	270,0	166,0	1,196	400
764 19 tubi 1 intervallo	30,0	764	750	706	10,10	6,70	523,0	609,0	467,0	332,0	205,0	1,185	400
764 19 tubi 1 intervallo	30,0	764	1000	956	13,20	8,60	684,0	795,0	612,0	438,0	272,0	1,168	700
1196 29 tubi 2 intervalli	30,0	1196	400	356	7,80	6,20	424,0	493,0	378,0	268,0	166,0	1,190	400
1196 29 tubi 2 intervalli	30,0	1196	450	406	8,60	6,80	475,0	552,0	423,0	301,0	186,0	1,190	400
1196 29 tubi 2 intervalli	30,0	1196	500	456	9,40	7,40	526,0	611,0	469,0	333,0	205,0	1,190	700
1196 29 tubi 2 intervalli	30,0	1196	550	506	10,20	8,10	577,0	671,0	514,0	365,0	225,0	1,190	700
1196 29 tubi 2 intervalli	30,0	1196	600	556	10,90	8,70	628,0	730,0	560,0	397,0	245,0	1,190	700
1196 29 tubi 2 intervalli	30,0	1196	750	706	15,50	10,20	780,0	908,0	696,0	494,0	305,0	1,190	1000
1196 29 tubi 2 intervalli	30,0	1196	1000	956	20,20	13,20	1.035,0	1.204,0	923,0	656,0	405,0	1,189	1000
1520 36 tubi 3 intervalli	30,0	1520	400	356	9,80	7,80	533,0	620,0	470,0	329,0	199,0	1,242	400

1520 36 tubi 3 intervalli	30,0	1520	450	406	10,80	8,50	598,0	695,0	527,0	369,0	223,0	1,241	700
1520 36 tubi 3 intervalli	30,0	1520	500	456	11,70	9,30	663,0	771,0	585,0	409,0	248,0	1,240	700
1520 36 tubi 3 intervalli	30,0	1520	550	506	12,70	10,10	728,0	847,0	642,0	450,0	272,0	1,239	700
1520 36 tubi 3 intervalli	30,0	1520	600	556	13,60	10,80	793,0	922,0	700,0	490,0	297,0	1,237	1000
1520 36 tubi 3 intervalli	30,0	1520	750	706	19,20	12,80	988,0	1.149,0	872,0	612,0	371,0	1,234	1000
1520 36 tubi 3 intervalli	30,0	1520	1000	956	25,10	16,40	1.313,0	1.527,0	1.161,0	815,0	495,0	1,228	1000
1808 44 tubi 3 intervalli	30,0	1808	400	356	11,80	9,40	667,0	775,0	589,0	414,0	252,0	1,228	700
1808 44 tubi 3 intervalli	30,0	1808	450	406	13,00	10,30	740,0	860,0	655,0	461,0	280,0	1,223	700
1808 44 tubi 3 intervalli	30,0	1808	500	456	14,20	11,30	813,0	946,0	721,0	508,0	310,0	1,218	1000
1808 44 tubi 3 intervalli	30,0	1808	550	506	15,30	12,20	886,0	1.031,0	786,0	555,0	339,0	1,213	1000
1808 44 tubi 3 intervalli	30,0	1808	600	556	16,50	13,10	960,0	1.116,0	852,0	602,0	369,0	1,208	1000
1808 44 tubi 3 intervalli	30,0	1808	750	706	23,40	15,50	1.179,0	1.372,0	1.051,0	746,0	460,0	1,193	1000
1808 44 tubi 3 intervalli	30,0	1808	1000	956	30,50	20,00	1.546,0	1.797,0	1.385,0	990,0	617,0	1,167	1000
<b>05</b>													
764 19 tubi 1 intervallo	30,0	764	400	50	5,10	4,00	299,0	348,0	266,0	188,0	115,0	1,209	300
764 19 tubi 1 intervallo	30,0	764	450	50	5,60	4,40	331,0	385,0	294,0	208,0	128,0	1,206	400
764 19 tubi 1 intervallo	30,0	764	500	50	6,20	4,80	363,0	422,0	323,0	229,0	140,0	1,203	400
764 19 tubi 1 intervallo	30,0	764	550	50	6,70	5,20	395,0	460,0	352,0	249,0	153,0	1,199	400
764 19 tubi 1 intervallo	30,0	764	600	50	7,20	5,60	427,0	497,0	381,0	270,0	166,0	1,196	400
764 19 tubi 1 intervallo	30,0	764	750	50	10,10	6,70	523,0	609,0	467,0	332,0	205,0	1,185	400
764 19 tubi 1 intervallo	30,0	764	1000	50	13,20	8,60	684,0	795,0	612,0	438,0	272,0	1,168	700
1196 29 tubi 2 intervalli	30,0	1196	400	50	7,80	6,20	424,0	493,0	378,0	268,0	166,0	1,190	400

1196 29 tubi 2 intervalli	30,0	1196	450	50	8,60	6,80	475,0	552,0	423,0	301,0	186,0	1,190	400
1196 29 tubi 2 intervalli	30,0	1196	500	50	9,40	7,40	526,0	611,0	469,0	333,0	205,0	1,190	700
1196 29 tubi 2 intervalli	30,0	1196	550	50	10,20	8,10	577,0	671,0	514,0	365,0	225,0	1,190	700
1196 29 tubi 2 intervalli	30,0	1196	600	50	10,90	8,70	628,0	730,0	560,0	397,0	245,0	1,190	700
1196 29 tubi 2 intervalli	30,0	1196	750	50	15,50	10,20	780,0	908,0	696,0	494,0	305,0	1,190	1000
1196 29 tubi 2 intervalli	30,0	1196	1000	50	20,20	13,20	1.035,0	1.204,0	923,0	656,0	405,0	1,189	1000
1520 36 tubi 3 intervalli	30,0	1520	400	50	9,80	7,80	533,0	620,0	470,0	329,0	199,0	1,242	400
1520 36 tubi 3 intervalli	30,0	1520	450	50	10,80	8,50	598,0	695,0	527,0	369,0	223,0	1,241	700
1520 36 tubi 3 intervalli	30,0	1520	500	50	11,70	9,30	663,0	771,0	585,0	409,0	248,0	1,240	700
1520 36 tubi 3 intervalli	30,0	1520	550	50	12,70	10,10	728,0	847,0	642,0	450,0	272,0	1,239	700
1520 36 tubi 3 intervalli	30,0	1520	600	50	13,60	10,80	793,0	922,0	700,0	490,0	297,0	1,237	1000
1520 36 tubi 3 intervalli	30,0	1520	750	50	19,20	12,80	988,0	1.149,0	872,0	612,0	371,0	1,234	1000
1520 36 tubi 3 intervalli	30,0	1520	1000	50	25,10	16,40	1.313,0	1.527,0	1.161,0	815,0	495,0	1,228	1000
1808 44 tubi 3 intervalli	30,0	1808	400	50	11,80	9,40	667,0	775,0	589,0	414,0	252,0	1,228	700
1808 44 tubi 3 intervalli	30,0	1808	450	50	13,00	10,30	740,0	860,0	655,0	461,0	280,0	1,223	700
1808 44 tubi 3 intervalli	30,0	1808	500	50	14,20	11,30	813,0	946,0	721,0	508,0	310,0	1,218	1000
1808 44 tubi 3 intervalli	30,0	1808	550	50	15,30	12,20	886,0	1.031,0	786,0	555,0	339,0	1,213	1000
1808 44 tubi 3 intervalli	30,0	1808	600	50	16,50	13,10	960,0	1.116,0	852,0	602,0	369,0	1,208	1000
1808 44 tubi 3 intervalli	30,0	1808	750	50	23,40	15,50	1.179,0	1.372,0	1.051,0	746,0	460,0	1,193	1000
1808 44 tubi 3 intervalli	30,0	1808	1000	50	30,50	20,00	1.546,0	1.797,0	1.385,0	990,0	617,0	1,167	1000

(\*) Grazie alle elevate prestazioni dei radiatori Novo, il  $\Delta t$  ideale per la progettazione a bassa temperatura è 30°C

Per  $\Delta t$  diversi da 50°C utilizzare la formula:  $Q=Q_n (\Delta t / 50)^n$

Irsap garantisce la tenuta idraulica e la verniciatura dei radiatori NOVO per 10 anni, a partire dalle vendite dell'anno 2009.

**Dotazione di serie**

- coppia di chela per fissaggio a muro • distanziera regolabile a muro • valvola sfiato da 1/2"


## Colori e finiture

### STANDARD



**Bianco Standard**  
Cod. 01


### CLASSIC




**Bianco Edelweiss**  
Cod. 34




**Avorio - RAL 1013**  
Cod. 02




**Beige Cream**  
Cod. 26




**Giallo - RAL 1021**  
Cod. 04




**Giallo Melone -  
RAL 1028**  
Cod. E7




**Arancio - RAL 2004**  
Cod. 17



**Marrone Ruggine -  
RAL 8004**  
Cod. E1




**Marrone - RAL 8017**  
Cod. 09




**Amaranto - RAL  
3003**  
Cod. 06




**Rosso - RAL 3000**  
Cod. 05




**Rosso Fragola -  
RAL 3018**  
Cod. Y3




**Rosa - RAL 3015**  
Cod. R2




**Lilla Bluastro - RAL  
4005**  
Cod. R3




**Porpora Traffico -  
RAL 4006**  
Cod. R6




**Verde Bosco - RAL  
6005**  
Cod. 19



**Verde Erba - RAL  
6018**  
Cod. N3




**Verde Salvia - RAL  
6021**  
Cod. E6




**Blu Pastello - RAL  
5024**  
Cod. G7



**Grigio Manhattan**  
Cod. 03




**Nero - RAL 9005**  
Cod. 10




**Deep Blue**  
Cod. 2F


### SPECIAL



**Bianco Perla**  
Cod. 16



**Quartz 1**  
Cod. 1C




**Sablé**  
Cod. Y4




**Quartz 2**  
Cod. 2C




**Sunstone**  
Cod. 2D




**Bruno Tabacco**  
Cod. 1B



**Flame Red**  
Cod. 7D




**Purple Blue**  
Cod. 1D




**Azurite 3**  
Cod. 6C



**Grigio Medio**  
Cod. 4D




**Grigio Titanio  
Metallizzato - RAL  
9023**  
Cod. L3




**Grigio Perla**  
Cod. L6




**Nero Grafite**  
Cod. 18




**Grigio Quarzo**  
Cod. 31




**Nero Satinato**  
Cod. 30




**Bianco Opaco**  
Cod. J8




**Nero Opaco**  
Cod. K1




**Agave**  
Cod. 9N




**Blu Baltico**  
Cod. 1P




**Ghiaccio**  
Cod. 3P




**Blu Colomba  
Opaco - RAL 5014**  
Cod. 4P




**Grigio Chiaro  
Opaco**  
Cod. 8N



**Grigio Cenere - Ral  
7021**  
Cod. G1



**Grigio Martellato**  
Cod. 32



**Rame Martellato**  
Cod. J4

## RAL



**Altri colori RAL (previa fattibilità)**  
Cod. ALTRIRAL

I colori rappresentati in questa cartella non sono da considerarsi impegnativi. I diversi processi tecnologici di verniciatura ed i materiali utilizzati per la realizzazione possono non avere una perfetta corrispondenza cromatica con il prodotto consegnato. L'azienda Irsap si riserva la facoltà di apportare in qualsiasi momento tutte le modifiche necessarie per il miglioramento del prodotto.