

Forte personalità per un progetto reversibile, moderno, funzionale. Questa la singolare peculiarità di Oddo, scaldasalviette con una cornice che ne sintetizza la funzionalità. La scelta del lato estetico è personale: l'ispirazione visiva s'interpreta al momento dell'installazione, lato con tubo piatto, lato con tubo arrotondato. Disponibile in 4 altezze e 3 larghezze. Con l'inserimento della resistenza elettrica (optional) può funzionare anche nei periodi in cui l'impianto è spento.



Oddo, altezza 1584 mm, larghezza 500 mm, Bianco Standard

### **Caratteristiche costruttive**

radiatore scaldasalviette in acciaio con elementi orizzontali e tubi a sezione semiovale 40x23 mm  
collettori laterali a sezione semiovale 50x36,5 mm  
filettature estremità collettore e attacchi centrali (50 mm), primo tubo inferiore 1/2" Gas destra  
pressione di esercizio massima ammessa 6 bar  
temperatura di esercizio massima ammessa 95°C

### **Dotazione di serie**

4 attacchi infratubo per fissaggio a muro regolabili in tinta con il radiatore  
valvola sfiato

## Certificazioni



## Plus



## Dati tecnici

Modello	Profondità (mm)	Altezza (mm)	Larghezza (mm)	Interasse (mm)	Peso (kg)	Capacità (lt)	$\Delta t=50^{\circ}\text{C}$ (kcal/h)	$\Delta t=50^{\circ}\text{C}$ (Watt)	$\Delta t=40^{\circ}\text{C}$ (Watt)	$\Delta t=30^{\circ}\text{C}$ (Watt)	$\Delta t=20^{\circ}\text{C}$ (Watt)	Esponente	Funz. misto (Watt)
<b>01</b>													
804 10 tubi 1 intervallo	36,5	804	450	406	8,90	5,90	322,0	374,0	285,0	200,0	122,0	1,224	300
804 10 tubi 1 intervallo	36,5	804	500	456	9,70	6,40	352,0	409,0	311,0	218,0	133,0	1,229	400
804 10 tubi 1 intervallo	36,5	804	600	556	11,20	7,50	412,0	479,0	363,0	254,0	154,0	1,238	400
1224 16 tubi 2 intervalli	36,5	1224	450	406	13,10	8,70	474,0	551,0	415,0	289,0	173,0	1,265	400
1224 16 tubi 2 intervalli	36,5	1224	500	456	14,20	9,40	519,0	604,0	455,0	317,0	190,0	1,265	400
1224 16 tubi 2 intervalli	36,5	1224	600	556	16,40	10,90	611,0	710,0	536,0	372,0	223,0	1,263	700
1584 21 tubi 3 intervalli	36,5	1584	450	406	16,60	11,00	588,0	684,0	517,0	360,0	216,0	1,258	700
1584 21 tubi 3 intervalli	36,5	1584	500	456	17,90	11,90	648,0	753,0	569,0	396,0	238,0	1,259	700
1584 21 tubi 3 intervalli	36,5	1584	600	556	20,70	13,80	767,0	892,0	674,0	469,0	282,0	1,259	700
1884 25 tubi 4 intervalli	36,5	1884	450	406	19,40	12,90	710,0	825,0	621,0	430,0	257,0	1,274	700
1884 25 tubi 4 intervalli	36,5	1884	500	456	21,00	14,00	777,0	903,0	680,0	471,0	281,0	1,273	700
1884 25 tubi 4 intervalli	36,5	1884	600	556	24,20	16,10	910,0	1.058,0	797,0	553,0	331,0	1,269	1000
<b>05</b>													
804 10 tubi 1 intervallo	36,5	804	450	50	8,90	5,90	322,0	374,0	285,0	200,0	122,0	1,224	300
804 10 tubi 1 intervallo	36,5	804	500	50	9,70	6,40	352,0	409,0	311,0	218,0	133,0	1,229	400
804 10 tubi 1 intervallo	36,5	804	600	50	11,20	7,50	412,0	479,0	363,0	254,0	154,0	1,238	400

1224 16 tubi 2 intervalli	36,5	1224	450	50	13,10	8,70	474,0	551,0	415,0	289,0	173,0	1,265	400
1224 16 tubi 2 intervalli	36,5	1224	500	50	14,20	9,40	519,0	604,0	455,0	317,0	190,0	1,265	400
1224 16 tubi 2 intervalli	36,5	1224	600	50	16,40	10,90	611,0	710,0	536,0	372,0	223,0	1,263	700
1584 21 tubi 3 intervalli	36,5	1584	450	50	16,60	11,00	588,0	684,0	517,0	360,0	216,0	1,258	700
1584 21 tubi 3 intervalli	36,5	1584	500	50	17,90	11,90	648,0	753,0	569,0	396,0	238,0	1,259	700
1584 21 tubi 3 intervalli	36,5	1584	600	50	20,70	13,80	767,0	892,0	674,0	469,0	282,0	1,259	700
1884 25 tubi 4 intervalli	36,5	1884	450	50	19,40	12,90	710,0	825,0	621,0	430,0	257,0	1,274	700
1884 25 tubi 4 intervalli	36,5	1884	500	50	21,00	14,00	777,0	903,0	680,0	471,0	281,0	1,273	700
1884 25 tubi 4 intervalli	36,5	1884	600	50	24,20	16,10	910,0	1.058,0	797,0	553,0	331,0	1,269	1000

(\*) Grazie alle elevate prestazioni dei radiatori Oddo, il  $\Delta t$  ideale per la progettazione a bassa temperatura è 30°C


Per  $\Delta t$  diversi da 50°C utilizzare la formula:  $Q=Q_n (\Delta t / 50)^n$

#### Dotazione di serie

- 4 attacchi infratubo per fissaggio a muro regolabili in tinta con il radiatore
- valvola sfiato


## Colori e finiture

### STANDARD



**Bianco Standard**  
Cod. 01

### CLASSIC




**Bianco Edelweiss**  
Cod. 34



**Avorio - RAL 1013**  
Cod. 02



**Beige Cream**  
Cod. 26



**Giallo - RAL 1021**  
Cod. 04




**Giallo Melone -  
RAL 1028**  
Cod. E7




**Arancio - RAL 2004**  
Cod. 17



**Marrone Ruggine -  
RAL 8004**  
Cod. E1



**Marrone - RAL 8017**  
Cod. 09




**Amaranto - RAL  
3003**  
Cod. 06



**Rosso - RAL 3000**  
Cod. 05



**Rosso Fragola -  
RAL 3018**  
Cod. Y3




**Rosa - RAL 3015**  
Cod. R2



**Lilla Bluastro - RAL  
4005**  
Cod. R3




**Porpora Traffico -  
RAL 4006**  
Cod. R6




**Verde Bosco - RAL  
6005**  
Cod. 19



**Verde Erba - RAL  
6018**  
Cod. N3




**Verde Salvia - RAL  
6021**  
Cod. E6



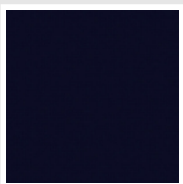
**Blu Pastello - RAL  
5024**  
Cod. G7



**Grigio Manhattan**  
Cod. 03




**Nero - RAL 9005**  
Cod. 10




**Deep Blue**  
Cod. 2F


### SPECIAL



**Bianco Perla**  
Cod. 16



**Quartz 1**  
Cod. 1C




**Sablé**  
Cod. Y4




**Quartz 2**  
Cod. 2C




**Sunstone**  
Cod. 2D




**Bruno Tabacco**  
Cod. 1B



**Flame Red**  
Cod. 7D



**Purple Blue**  
Cod. 1D



**Azurite 3**  
Cod. 6C

**Grigio Medio**  
Cod. 4D

**Grigio Titanio  
Metallizzato - RAL  
9023**  
Cod. L3


**Grigio Perla**  
Cod. L6

**Nero Grafite**  
Cod. 18

**Grigio Quarzo**  
Cod. 31

**Nero Satinato**  
Cod. 30

**Bianco Opaco**  
Cod. J8



**Nero Opaco**  
Cod. K1

**Agave**  
Cod. 9N

**Blu Baltico**  
Cod. 1P


**Ghiaccio**  
Cod. 3P

**Blu Colomba  
Opaco - RAL 5014**  
Cod. 4P

**Grigio Chiaro  
Opaco**  
Cod. 8N

**Grigio Cenere - Ral  
7021**  
Cod. G1

**Grigio Martellato**  
Cod. 32



**Rame Martellato**  
Cod. J4

## RAL



**Altri colori RAL (previa fattibilità)**  
Cod. ALTRIRAL

I colori rappresentati in questa cartella non sono da considerarsi impegnativi. I diversi processi tecnologici di verniciatura ed i materiali utilizzati per la realizzazione possono non avere una perfetta corrispondenza cromatica con il prodotto consegnato. L'azienda Irsap si riserva la facoltà di apportare in qualsiasi momento tutte le modifiche necessarie per il miglioramento del prodotto.