

Tesi Join va ad arricchire Tesi Collezione con la sua linea sinuosa ed accattivante. Le linee morbide che si intrecciano fanno di questo corpo scaldante il protagonista di ogni ambiente in cui viene inserito.



Tesi Join, verticale, 10 elementi, altezza 2002 mm, larghezza 474 mm, Bianco Perla

## Caratteristiche costruttive

tubi in lamiera d'acciaio di diametro 25 mm  
collettori in lamiera d'acciaio stampati  
passo elemento 45 mm  
fillettature estremità collettore sup. e inf. 1/2" G dx  
pressione di esercizio massima ammessa 8 bar  
temperatura di esercizio massima ammessa 95°C  
misura dell'interasse valvola Irsap pari a 41÷44 mm  
misura dell'interasse detentore Irsap pari a 41÷44 mm

## Dotazione di serie

kit per il fissaggio a muro in finitura coordinata al radiatore  
kit allacciamento idraulico (valvola e detentore) in finitura coordinata al radiatore  
kit valvola sfiato cromata  
kit copri tubi e copri foro a muro (rosette)  
tappo cieco da 1/2" completo di copri tappo cromato.  
N.B.: Il kit di allacciamento idraulico, fornito in dotazione con il radiatore, comprende valvola e detentore in versione squadra, sia per valvola e detentore separati sia per valvola passo 50 mm.

## Plus



## Dati tecnici

Modello	Profondità (mm)	Altezza (mm)	Larghezza (mm)	Interasse (mm)	Peso (kg)	Capacità (lt)	$\Delta t=50^{\circ}\text{C}$ (kcal/h)	$\Delta t=50^{\circ}\text{C}$ (Watt)	$\Delta t=40^{\circ}\text{C}$ (Watt)	$\Delta t=30^{\circ}\text{C}$ (Watt)	$\Delta t=20^{\circ}\text{C}$ (Watt)	Esponente
1800 08 el.	65,0	1802	391	1735	19,30	13,10	855,2	994,4	739,2	504,0	294,4	1,329
1800 10 el.	65,0	1802	481	1735	24,10	16,40	1.069,0	1.243,0	924,0	630,0	368,0	1,329
1800 12 el.	65,0	1802	571	1735	28,90	19,70	1.282,8	1.491,6	1.108,8	756,0	441,6	1,329
2000 08 el.	65,0	2002	391	1935	21,40	14,40	956,0	1.112,0	828,8	567,2	332,0	1,319
2000 10 el.	65,0	2002	481	1935	26,70	18,00	1.195,0	1.390,0	1.036,0	709,0	415,0	1,319
2000 12 el.	65,0	2002	571	1935	32,00	21,60	1.434,0	1.668,0	1.243,2	850,8	498,0	1,319

(\*) Grazie alle elevate prestazioni dei radiatori Tesi Join, il  $\Delta t$  ideale per la progettazione a bassa temperatura è  $30^{\circ}\text{C}$

Per  $\Delta t$  diversi da  $50^{\circ}\text{C}$  utilizzare la formula:  $Q=Q_n (\Delta t / 50)^n$


A partire dalle vendite dell'anno 2010, tutta la gamma dei radiatori TESI è garantita 10 anni.

### Dotazione di serie

• kit per il fissaggio a muro in finitura coordinata al radiatore • kit allacciamento idraulico (valvola e detentore) in finitura coordinata al radiatore • kit valvola sfiato cromata • kit copri tubi e copri foro a muro (rosette) • tappo cieco da 1/2" completo di copri tappo cromato. N.B.: Il kit di allacciamento idraulico, fornito in dotazione con il radiatore, comprende valvola e detentore in versione squadro, sia per valvola e detentore separati sia per valvola passo 50 mm.


## Colori e finiture

### STANDARD



**Bianco Standard**  
Cod. 01


### CLASSIC




**Bianco Edelweiss**  
Cod. 34



**Avorio - RAL 1013**  
Cod. 02




**Beige Cream**  
Cod. 26




**Giallo - RAL 1021**  
Cod. 04




**Giallo Melone -  
RAL 1028**  
Cod. E7




**Arancio - RAL 2004**  
Cod. 17



**Marrone Ruggine -  
RAL 8004**  
Cod. E1



**Marrone - RAL 8017**  
Cod. 09




**Amaranto - RAL  
3003**  
Cod. 06




**Rosso - RAL 3000**  
Cod. 05



**Rosso Fragola -  
RAL 3018**  
Cod. Y3




**Rosa - RAL 3015**  
Cod. R2



**Lilla Bluastro - RAL  
4005**  
Cod. R3




**Porpora Traffico -  
RAL 4006**  
Cod. R6




**Verde Bosco - RAL  
6005**  
Cod. 19



**Verde Erba - RAL  
6018**  
Cod. N3




**Verde Salvia - RAL  
6021**  
Cod. E6




**Blu Pastello - RAL  
5024**  
Cod. G7



**Grigio Manhattan**  
Cod. 03




**Nero - RAL 9005**  
Cod. 10



**Deep Blue**  
Cod. 2F


### SPECIAL




**Bianco Perla**  
Cod. 16




**Quartz 1**  
Cod. 1C




**Sablé**  
Cod. Y4



**Quartz 2**  
Cod. 2C



**Sunstone**  
Cod. 2D




**Bruno Tabacco**  
Cod. 1B




**Flame Red**  
Cod. 7D




**Purple Blue**  
Cod. 1D




**Azurite 3**  
Cod. 6C



**Grigio Medio**  
Cod. 4D



**Grigio Titanio  
Metallizzato - RAL  
9023**  
Cod. L3




**Grigio Perla**  
Cod. L6




**Nero Grafite**  
Cod. 18




**Grigio Quarzo**  
Cod. 31




**Nero Satinato**  
Cod. 30




**Bianco Opaco**  
Cod. J8




**Nero Opaco**  
Cod. K1




**Agave**  
Cod. 9N




**Blu Baltico**  
Cod. 1P




**Ghiaccio**  
Cod. 3P




**Blu Colomba  
Opaco - RAL 5014**  
Cod. 4P




**Grigio Chiaro  
Opaco**  
Cod. 8N



**Grigio Cenere - Ral  
7021**  
Cod. G1




**Grigio Martellato**  
Cod. 32



**Rame Martellato**  
Cod. J4

## FINISHES



**Trattamento Loft**  
Cod. TR

## RAL



**Altri colori RAL (previa fattibilità)**  
Cod. ALTRIRAL

I colori rappresentati in questa cartella non sono da considerarsi impegnativi. I diversi processi tecnologici di verniciatura ed i materiali utilizzati per la realizzazione possono non avere una perfetta corrispondenza cromatica con il prodotto consegnato. L'azienda Irsap si riserva la facoltà di apportare in qualsiasi momento tutte le modifiche necessarie per il miglioramento del prodotto.