

CERTIFICATE OF COMPLIANCE

Certificate Number E497361
Report Reference E497361-20180312
Issue Date 2021-APRIL-15

Issued to: Schneider Electric Industries SAS
35 Rue Joseph Monier
92500 Rueil Malmaison FRANCE

**This certificate confirms that
representative samples of**

AUXILIARY DEVICES FOR USE IN HAZARDOUS
LOCATIONS; AUXILIARY DEVICES FOR USE IN ZONE
CLASSIFIED HAZARDOUS LOCATIONS

See Addendum For Additional Information.

Have been investigated by UL in accordance with the
Standard(s) indicated on this Certificate.

Standard(s) for Safety:
Additional Information:

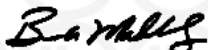
See Addendum For Standards For Safety.

See the UL Online Certifications Directory at
<https://iq.ulprospector.com> for additional information.

This *Certificate of Compliance* does not provide authorization to apply the UL Mark. Only the UL Follow-Up Services Procedure provides authorization to apply the UL Mark.

Only those products bearing the UL Mark should be considered as being UL Certified and covered under UL's Follow-Up Services.

Look for the UL Certification Mark on the product.



Bruce Mahrenholz, Director North American Certification Program

UL LLC

Any information and documentation involving UL Mark services are provided on behalf of UL LLC (UL) or any authorized licensee of UL. For questions, please contact a local UL Customer Service Representative at <http://ul.com/aboutul/locations/>



CERTIFICATE OF COMPLIANCE

Certificate Number E497361
Report Reference E497361-20180312
Issue Date 2021-APRIL-15

This is to certify that representative samples of the product as specified on this certificate were tested according to the current UL requirements.

Addendum:

PRODUCT COVERED:

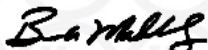
USL – Metallic Push button assemblies (22 mm line) Cat. No. XB4B followed by C, D, G, J, P, PS, S or T, followed by two, three or four digits numbers, followed by GEX for use in Class I, Zone 1, AEx db eb IIC; Zone 21, AEx tb IIIC; Class I, Division 2, Groups A, B, C and D; Class II, Division 2, Groups F and G; Class III, Division 1 and 2 Hazardous Locations.

Metallic Illuminated Push button assemblies (22 mm line) Cat. No. XB4B followed by P, followed by three digits numbers, followed by BM, followed by one digit number, followed by GEX for use in Class I, Zone 1, AEx db eb mb IIC; Zone 21, AEx tb IIIC; Class I, Division 2, Groups A, B, C and D; Class II, Division 2, Groups F and G; Class III, Division 1 and 2 Hazardous Locations.

Metallic LED pilot light assemblies (22 mm line) Cat. No. XB4B followed by V, followed by BM, followed by one digit number, followed by GEX for use in Class I, Zone 1, AEx eb mb IIC; Zone 21, AEx tb IIIC; Class I, Division 2, Groups A, B, C and D; Class II, Division 2, Groups F and G; Class III, Division 1 and 2 Hazardous Locations.

Contact blocks, Cat. No. ZBE, followed by 1, followed by two digits number, followed by GEX for use in Class I, Zone 1, AEx db eb IIC; Class I, Division 2, Groups A, B, C and D Hazardous Locations.

LED Pilot light blocks, Cat. No. ZBV followed by BM, followed by one digit number, followed by GEX for use in Class I, Zone 1, AEx eb mb IIC; Class I, Division 2, Groups A, B, C and D Hazardous Locations.



Bruce Mahrenholz, Director North American Certification Program

UL LLC

Any information and documentation involving UL Mark services are provided on behalf of UL LLC (UL) or any authorized licensee of UL. For questions, please contact a local UL Customer Service Representative at <http://ul.com/aboutul/locations/>



CERTIFICATE OF COMPLIANCE

Certificate Number E497361
Report Reference E497361-20180312
Issue Date 2021-APRIL-15

Addendum (cont.)

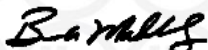
CNL – Metallic Push button assemblies (22 mm line) Cat. No. XB4B followed by C, D, G, J, P, PS, S or T, followed by two, three or four digits numbers, followed by GEX for use in Zone 1, Ex db eb IIC; Zone 21, Ex tb IIIC; Class I, Division 2, Groups A, B, C and D; Class II, Division 2, Groups F and G; Class III, Division 1 and 2 Hazardous Locations.

Metallic Illuminated Push button assemblies (22 mm line) Cat. No. XB4B followed by P, followed by three digits numbers, followed by BM, followed by one digit number, followed by GEX for use in Zone 1, Ex db eb mb IIC; Zone 21, Ex tb IIIC; Class I, Division 2, Groups A, B, C and D; Class II, Division 2, Groups F and G; Class III, Division 1 and 2 Hazardous Locations.

Metallic LED pilot light assemblies (22 mm line) Cat. No. XB4B followed by V, followed by BM, followed by one digit number, followed by GEX for use in Zone 1, Ex eb mb IIC; Zone 21, Ex tb IIIC; Class I, Division 2, Groups A, B, C and D; Class II, Division 2, Groups F and G; Class III, Division 1 and 2 Hazardous Locations.

Contact blocks, Cat. No. ZBE, followed by 1, followed by two digits number, followed by GEX for use in Zone 1, Ex db eb IIC; Class I, Division 2, Groups A, B, C and D Hazardous Locations.

LED Pilot light blocks, Cat. No. ZBV followed by BM, followed by one digit number, followed by GEX for use in Zone 1, Ex eb mb IIC; Class I, Division 2, Groups A, B, C and D Hazardous Locations.



Bruce Mahrenholz, Director North American Certification Program

UL LLC

Any information and documentation involving UL Mark services are provided on behalf of UL LLC (UL) or any authorized licensee of UL. For questions, please contact a local UL Customer Service Representative at <http://ul.com/aboutul/locations/>



CERTIFICATE OF COMPLIANCE

Certificate Number E497361
Report Reference E497361-20180312
Issue Date 2021-APRIL-15

Addendum (cont.)

GENERAL:

Metallic Push button assemblies Cat. no. XB4B... consists of an operator or plug in combination with Contact blocks, Cat. No. ZBE, which consists of a flameproof enclosure with increased safety terminals.

Metallic LED pilot light assemblies Cat. No. XB4B consists of a plug in combination with LED Pilot light blocks, Cat. No. ZBV, which consist of an encapsulated enclosure with increased safety terminals.

Metallic Illuminated push button assemblies Cat. no. XB4BP...BM... consists of a plug in combination with LED Pilot light blocks, Cat. No. ZBV and up to 4 Contact blocks, Cat. No. ZBE.

These products shall comply with the following description. Operating heads shall comply in addition with all elements of ordinary locations File E39281, Vol. 8, Sec. 42, issued date 1998-10-27 and revision date as specified below in the report, covering for this Applicant. Should the above mentioned Procedure File be withdrawn, labeling under this Procedure must be discontinued until authorization to resume is received.

UL 50E Enclosures for Electrical Equipment, Environmental Considerations – Edition 2 – Issue Date 2015/10/16;

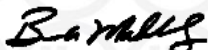
UL 508 Standard for industrial control equipment - Edition 17 - Revision Date 2013/10/16;

UL 60079-0, 6th Edition, Explosive atmospheres - Part 0: Equipment - General requirements - Revision Date 2017/10/20;

UL 60079-1, 7th Edition, Explosive Atmospheres - Part 1: Equipment Protection by Flameproof Enclosures “d” - Issue Date 2015/09/18;

UL 60079-7, 5th Edition, Explosive Atmospheres - Part 7: Equipment Protection by Increased Safety “e” - Revision Date 2017/04/21;

UL 60079-18, 4th Edition, Explosive Atmospheres - Part 18: Equipment Protection by Encapsulation “m” - Revision Date 2017/02/20;



Bruce Mahrenholz, Director North American Certification Program

UL LLC

Any information and documentation involving UL Mark services are provided on behalf of UL LLC (UL) or any authorized licensee of UL. For questions, please contact a local UL Customer Service Representative at <http://ul.com/aboutul/locations/>



CERTIFICATE OF COMPLIANCE

Certificate Number E497361
Report Reference E497361-20180312
Issue Date 2021-APRIL-15

Addendum (cont.)

UL 60079-31, 2nd Edition, Explosive Atmospheres – Part 31: Equipment Dust Ignition Protection by Enclosure “t” – Issue Date 2015/06/12; and

UL 121201, 9th Edition, Nonincendive electrical equipment for use in Class I and II, Division 2 and Class III, Divisions 1 and 2 hazardous (classified) locations - Issue Date 2017/09/15.

CSA C22.2 No. 94-2 Enclosures for Electrical Equipment, Environmental Considerations - Edition 2 - Issue Date 2015/10/16;

CSA C22.2 No. 14-13 Industrial control equipment - Edition 12 - Issue Date 2013/03;

CSA C22.2 No. 60079-0:15, Explosive atmospheres - Part 0: Equipment - General requirements – Edition 3 – Issue Date 2015/10;

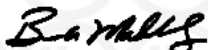
CSA C22.2 No. 60079-1:16, Explosive Atmospheres - Part 1: Equipment Protection by Flameproof Enclosures “d” – Edition 3 – Issue Date 2016/05;

CSA C22.2 No. 60079-7:16, Explosive Atmospheres - Part 7: Equipment Protection by Increased Safety “e” - Edition 2 – Issue Date 2016/10;

CSA C22.2 No. 60079-18:16, Explosive Atmospheres - Part 18: Equipment Protection by Encapsulation “m” - Edition 2 – Issue Date 2016/08;

CSA C22.2 No. 60079-31:15, Explosive Atmospheres - Part 31: Equipment Dust Ignition Protection by Enclosure “t” – Edition 2 – Issue Date 2015/10; and

CSA C22.2 No. 213-17, Nonincendive electrical equipment for use in Class I and II, Division 2 and Class III, Divisions 1 and 2 hazardous (classified) locations – Edition 3 - Issue Date 2017/09/15.



Bruce Mahrenholz, Director North American Certification Program

UL LLC

Any information and documentation involving UL Mark services are provided on behalf of UL LLC (UL) or any authorized licensee of UL. For questions, please contact a local UL Customer Service Representative at <http://ul.com/aboutul/locations/>



CERTIFICATE OF COMPLIANCE

Certificate Number E497361
Report Reference E497361-20180312
Issue Date 2021-APRIL-15

Addendum (cont.)

RATINGS:

Electrical rating:

The contacts blocks Cat. No. ZBE... are rated 10A lth, 415 Vac, 17.3A make, 1.7A break, max. 7200 VA make, 720 VA break (A600) and 2,5 A lth, 125 Vdc, 0,55 A make or break, 250 Vdc, 0,27 A make and break, 69 VA (Q300).

The LED pilot lights are rated 24 to 254 V ac/dc, 2 to 10 mA max.

Contact blocks Cat. No. ZBE... and LED Pilot light blocks, Cat. No. ZBV... have been evaluated for use with one No. 14 AWG (2.5mm²) solid or stranded wire and with two No. 16 AWG (1.5mm²) stranded wire.

Torque value: 0.8 Nm (1.2 Nm max)

Environmental ratings:

Ambient temperature range: -20°C to +70°C
Limited to -20°C to +65°C for Cat. nos. XB4BS... and XB4BT...
Temperature class: T5

The operating heads are rated Type 1, 2, 3, 4, 4x, 12 and 13, with or without legend holders, legend plates, metal guards, padlockable flaps, the add-on square trim and boots.

Metallic Push button assemblies, Cat. no. XB4B..., Ingress protection is as follow:

Model	Ingress Protection IP
XB4BS... XB4BT... XB4BD... (standard handle) XB4BC... XB4BP...BM...GEX	IP65
XB4BG... XB4BJ... XB4BP...GEX XB4BPS...	IP66

Metallic LED pilot light assemblies, Cat. no. XB4BV..., Ingress protection: IP65



Bruce Mahrenholz, Director North American Certification Program

UL LLC

Any information and documentation involving UL Mark services are provided on behalf of UL LLC (UL) or any authorized licensee of UL. For questions, please contact a local UL Customer Service Representative at <http://ul.com/aboutul/locations/>

