


## Sink Skin - 4457 040

Sinks

Code: 4457 040



### DETAILS

Material	AISI 304 stainless steel
Texture	Foster brushed
Base	80 cm
Edge/Installation Type	Flush-mount   Top-mount
Dimensions	750x440 mm
Standard fittings	Fixing hooks, gasket, drain, overflow and siphon, boxed packing
Mixer holes	No standard holes
Built-in hole	View technical data sheet (for all Flush-mount / Top-mount models and Under-mount models)
Drainer	No

Width 75 cm

---

Bowl dimension 710x400mm

---

Number of bowls 1 bowl

---

Waste fitting Drain SPACE 3,5"

---

Notes: As the product consists of a single seamless steel surface with no gaps or interstices, the use of garbage disposal and waste fitting with automatic control is not permitted.

---

## FEATURES

**ONE SEAMLESS STEEL SURFACE** The waste-fitting and overflow are moulded on the sink. The product is therefore made out of one seamless steel surface, without gaps or interstices. A great plus in terms of hygiene.

---

**Deep bowls** This bowls reach an important depth, over 20 cm, thanks to the advanced production technology, that can be offer great capieny and practicity in all the washing operations.

---

**High thickness** 1mm thick steel. A significant thickness, which guarantees the maximum sturdiness and durability.

---

**Perimetral overflow** The overflow is always a security on the Foster sinks that prevents the overflow of water in case of oversights. The perimeter drain solution improves aesthetics thanks to its square and essential shape.

---

**Save space system** Drain and siphon are designed to leave as much space as possible in the under-sink area, more and more useful today for theseparate waste collection systems.

---

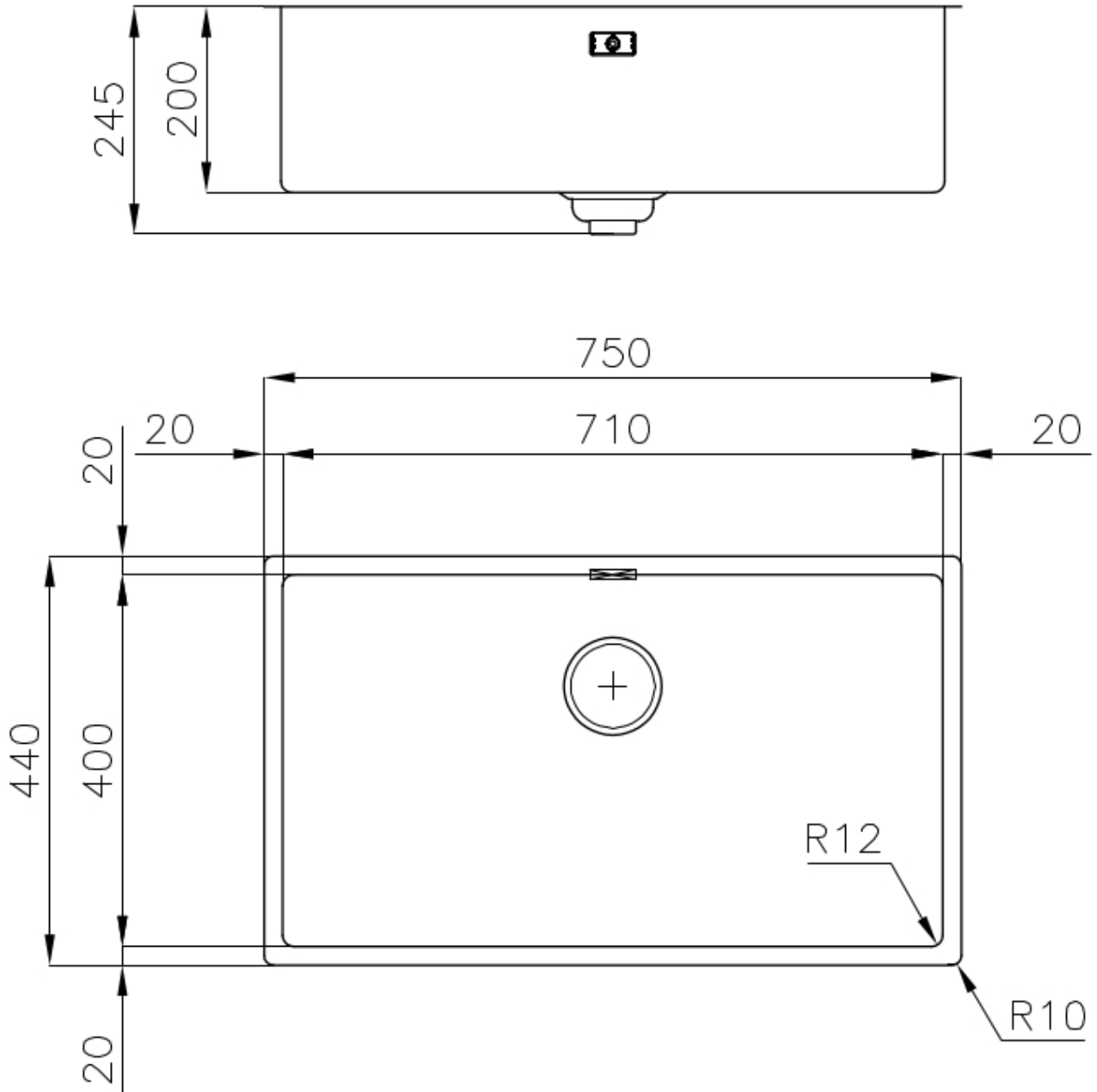
**Small radius** Bowls with squared shapes with a modern design and an increased capacity, for a minimal aesthetics connected with an extreme practicity.

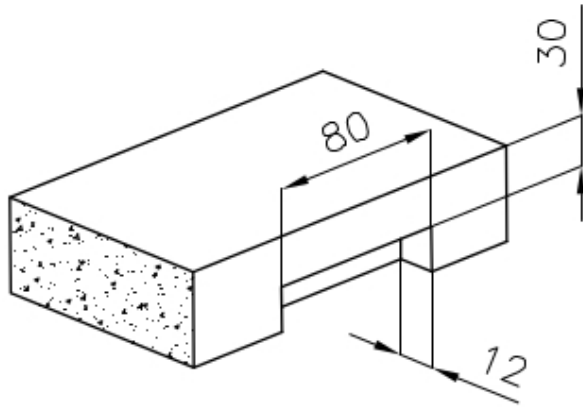
---

**Space waste fitting** The elegant SPACE steel cap closes the drain and leaves no visible residues collected in the basket below. Space also has a small footprint and allows the optimal use of the under-sink compartment.

---

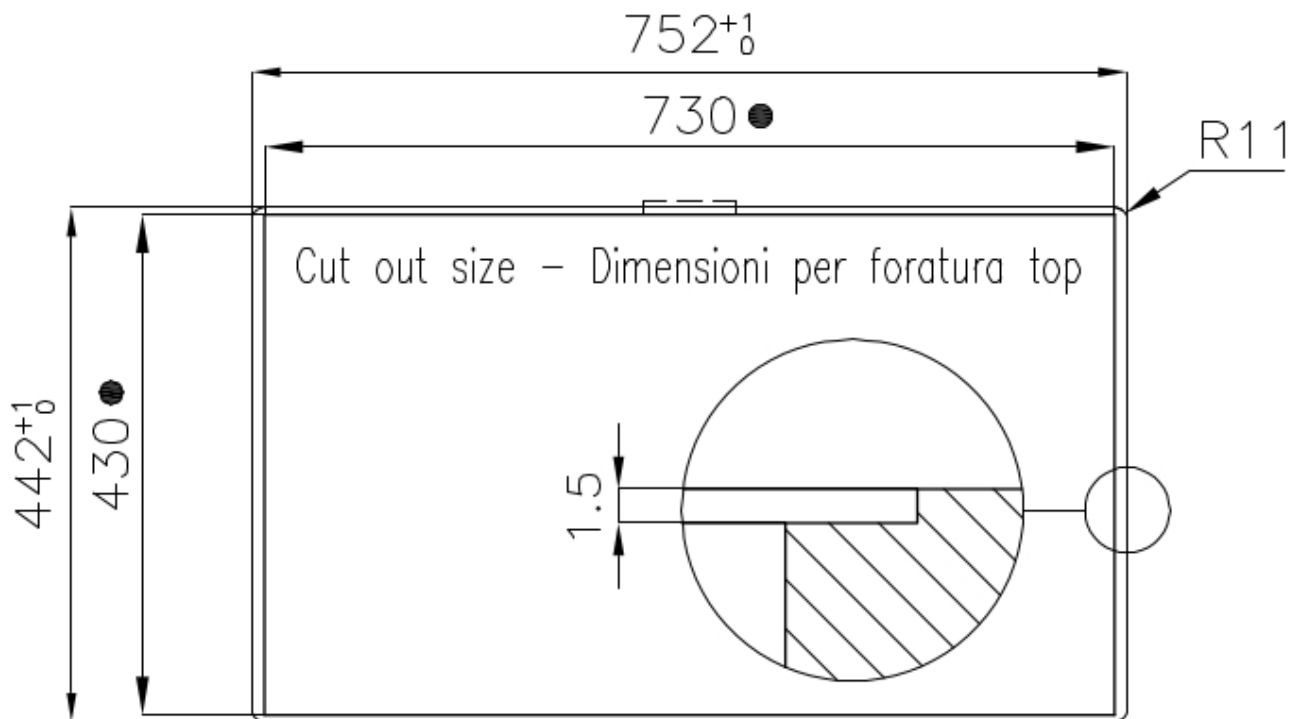
## TECHNICAL DATA





intaglio per il troppo-pieno  
solo con top > 30 mm

recess for housing the over-flow  
only for top > 30 mm



- Built-in cut out for FTS – Foratura per installazione FTS

## GALLERY



## OPTIONAL ACCESSORIES



Cestello inox 8612 000



Glass chopping board 8631 300



HPDE Chopping board 8657 001



HPDE Twin chopping board 8644 101



Iroko-wood chopping board with stainless steel colander 8644 042



Iroko-wood sliding chopping board 8644 041



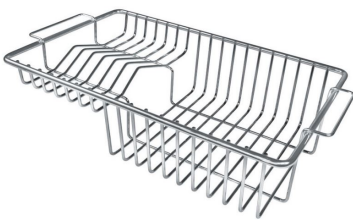
Iroko-wood twin chopping board  
8644 004



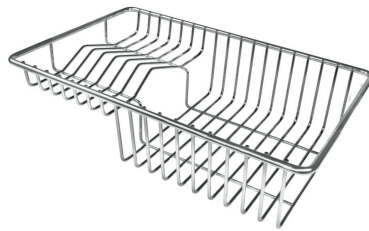
Stainless steel colander 8154 000



Stainless steel plate rack 8100 154



Stainless steel plate rack 8100 201



Stainless steel plate rack 8100 303



White bowl 8153 100



Graters kit with ring-holder and  
food collection tray 8159 101



Stainless steel perforated tray  
8151 000



White basket 8612 100

**WARNING:**

The accessories 8159101, 8151000 and 8100303 are only usable in combination with 8644101

The accessories 8100154 and 8154000 are only usable in combination with 8644004

## RECOMMENDED PAIRINGS



Mixer Tap Skin 8424 100