

.25

PTHS25

.25 Handshower On Hook with Metal Handle



SHOWN IN .25 HANDSHOWER ON HOOK WITH METAL HANDLE| PTHS25

TECHNICAL DETAILS

ADA Compliance: Yes
 Adjustable versus Fixed Spray: Fixed Spray
 Diameter of Head: 2 13/16"
 Escutcheon Primary Material: Brass
 Flow Restriction Options: 2.0, 1.75, 1.5, 0.92
 Handshower / Spray Hose Length: 59"
 Depth / Width: 3 3/8"
 Height: 9 1/2"
 Inlet Connection Size: 1/2"
 Inlet Connection Type: Copper Sweat
 Installation Type: Wall Mounted
 Integrated Diverter: N
 Length: 3"
 Pivot: N
 Primary Material: Brass
 Suggested Application: Bath

INSPIRATION

.25 is the ultimate in utilitarian elegance: A simple and understated design that is equally functional and beautiful.

CODES & STANDARDS

Code # PTHS25: ASME A112.18.1 / CSA B125.1, IAPMO, State of MA, CEC

PRODUCT FEATURES

A handshower adds a degree of comfort and makes it easy to rinse the bath

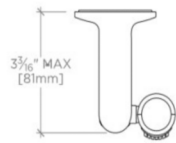
Stocked in 2.5gpm (9.5 L/min) and 1.75gpm (6.6 L/min). State of California requires 1.75gpm (6.6 L/min) to comply with their water conservation requirements. Other flow options are available to order, contact your sales associate or call 1 (800) 899-6757 for details.



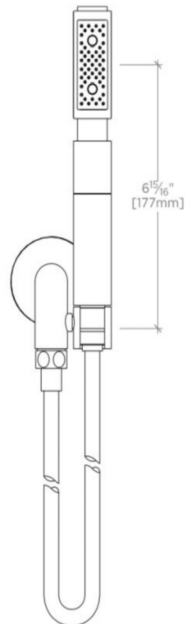
.25

PTHS25

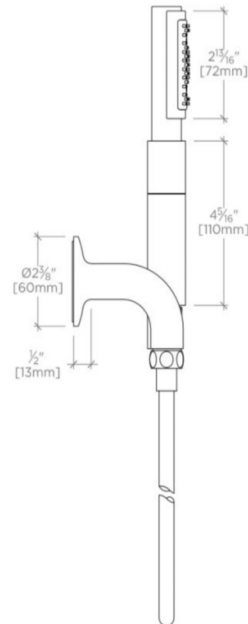
.25 Handshower On Hook with Metal Handle



TOP VIEW SCALE: 3"=1'-0"



FRONT VIEW SCALE: 3"=1'-0"



SIDE VIEW SCALE: 3"=1'-0"