

Il Tesi Clean, evoluzione del radiatore Tesi, grazie alla sua particolare struttura ad elementi singoli distanziati, permette l'utilizzo in ambienti particolari quali case di cura, scuole e ospedali dove la pulizia dei corpi scaldanti deve essere eseguita in modo idoneo. Le principali caratteristiche di questo prodotto sono: la distanza tra un elemento e un altro che è pari a 65 mm, l'assenza di angoli o spigoli vivi, la possibilità di poterlo collegare idraulicamente con diversi allacciamenti. Tesi Clean è disponibile in tutti i colonnaggi (da 2 a 6 colonne) ed in tutte le altezze (da 300 mm a 2500 mm). Grazie alla sua particolare struttura a tubi rotondi (diametro 25 mm) ne rende il suo funzionamento ideale anche per impianti a bassa temperatura. Le rese di Tesi Clean sono state misurate secondo le norme tecniche EN 442.



Tesi Clean, 15 elementi, altezza 1800 mm, Bianco Standard

Caratteristiche costruttive

tubi in lamiera d'acciaio di diametro 25 mm

collettori in lamiera d'acciaio stampati

larghezza elementi 65 mm (passo elemento)

filettature estremità collettore sup. e inf. 1"1/4 G dx e sx

pressione di esercizio massima ammessa 8 bar

temperatura di esercizio massima ammessa 95°C

misura dell'interasse valvola Irsap pari a 41÷44 mm

misura dell'interasse detentore Irsap pari a 41÷44 mm

Certificazioni



Plus



Dati tecnici

| Modello | Profondità (mm) | Altezza (mm) | Interasse (mm) | Peso (kg) | Capacità (lt) | $\Delta t=50^{\circ}\text{C}$ (kcal/h) | $\Delta t=50^{\circ}\text{C}$ (Watt) | $\Delta t=40^{\circ}\text{C}$ (Watt) | $\Delta t=30^{\circ}\text{C}$ (Watt) | $\Delta t=20^{\circ}\text{C}$ (Watt) | Esponente |
|------------------|-----------------|--------------|----------------|-----------|---------------|--|--------------------------------------|--------------------------------------|--------------------------------------|--------------------------------------|-----------|
| TESI 2 CLEAN 300 | 65,0 | 302 | 235 | 0,58 | 0,53 | 23,7 | 27,6 | 20,8 | 14,5 | 8,7 | 1,263 |
| TESI 3 CLEAN 300 | 101,0 | 302 | 235 | 0,73 | 0,71 | 31,5 | 36,6 | 27,6 | 19,2 | 11,6 | 1,258 |
| TESI 4 CLEAN 300 | 139,0 | 302 | 235 | 0,96 | 0,89 | 39,6 | 46,0 | 34,6 | 24,0 | 14,3 | 1,273 |
| TESI 5 CLEAN 300 | 177,0 | 302 | 235 | 1,26 | 0,95 | 48,8 | 56,7 | 42,7 | 29,6 | 17,6 | 1,275 |
| TESI 6 CLEAN 300 | 215,0 | 302 | 235 | 1,48 | 1,13 | 57,9 | 67,3 | 50,7 | 35,2 | 21,1 | 1,268 |
| TESI 2 CLEAN 400 | 65,0 | 402 | 335 | 0,70 | 0,61 | 31,0 | 36,0 | 27,1 | 18,9 | 11,3 | 1,267 |
| TESI 3 CLEAN 400 | 101,0 | 402 | 335 | 0,91 | 0,83 | 41,5 | 48,2 | 36,3 | 25,2 | 15,1 | 1,266 |
| TESI 4 CLEAN 400 | 139,0 | 402 | 335 | 1,19 | 1,06 | 51,9 | 60,4 | 45,4 | 31,4 | 18,7 | 1,282 |
| TESI 5 CLEAN 400 | 177,0 | 402 | 335 | 1,55 | 1,16 | 63,9 | 74,3 | 55,8 | 38,6 | 23,0 | 1,281 |
| TESI 6 CLEAN 400 | 215,0 | 402 | 335 | 1,84 | 1,38 | 75,8 | 88,1 | 66,3 | 46,0 | 27,4 | 1,273 |
| TESI 2 CLEAN 500 | 65,0 | 502 | 435 | 0,82 | 0,69 | 38,1 | 44,3 | 33,4 | 23,1 | 13,8 | 1,271 |
| TESI 3 CLEAN 500 | 101,0 | 502 | 435 | 1,09 | 0,96 | 51,2 | 59,5 | 44,8 | 31,0 | 18,5 | 1,274 |
| TESI 4 CLEAN 500 | 139,0 | 502 | 435 | 1,43 | 1,22 | 64,2 | 74,7 | 56,0 | 38,7 | 22,9 | 1,290 |
| TESI 5 CLEAN 500 | 177,0 | 502 | 435 | 1,85 | 1,37 | 78,9 | 91,7 | 68,8 | 47,5 | 28,2 | 1,287 |
| TESI 6 CLEAN 500 | 215,0 | 502 | 435 | 2,19 | 1,63 | 93,5 | 108,7 | 81,8 | 56,6 | 33,7 | 1,277 |
| TESI 2 CLEAN 600 | 65,0 | 602 | 535 | 0,94 | 0,78 | 45,1 | 52,5 | 39,5 | 27,4 | 16,3 | 1,275 |

| | | | | | | | | | | | |
|----------------------|-------|------|------|------|------|-------|-------|-------|-------|------|-------|
| TESI 3 CLEAN 600 | 101,0 | 602 | 535 | 1,26 | 1,08 | 60,9 | 70,8 | 53,2 | 36,8 | 21,9 | 1,282 |
| TESI 4 CLEAN 600 | 139,0 | 602 | 535 | 1,67 | 1,39 | 76,4 | 88,8 | 66,5 | 45,8 | 27,0 | 1,298 |
| TESI 5 CLEAN 600 | 177,0 | 602 | 535 | 2,15 | 1,58 | 93,6 | 108,8 | 81,5 | 56,2 | 33,3 | 1,293 |
| TESI 6 CLEAN 600 | 215,0 | 602 | 535 | 2,55 | 1,88 | 110,9 | 129,0 | 96,9 | 67,0 | 39,9 | 1,282 |
| TESI 2 CLEAN 750 | 65,0 | 752 | 685 | 1,12 | 0,90 | 55,6 | 64,7 | 48,6 | 33,6 | 20,0 | 1,281 |
| TESI 3 CLEAN 750 | 101,0 | 752 | 685 | 1,53 | 1,27 | 75,2 | 87,5 | 65,5 | 45,2 | 26,7 | 1,294 |
| TESI 4 CLEAN 750 | 139,0 | 752 | 685 | 2,02 | 1,64 | 94,3 | 109,7 | 81,9 | 56,2 | 33,0 | 1,310 |
| TESI 5 CLEAN 750 | 177,0 | 752 | 685 | 2,59 | 1,89 | 115,3 | 134,1 | 100,3 | 69,0 | 40,7 | 1,301 |
| TESI 6 CLEAN 750 | 215,0 | 752 | 685 | 3,08 | 2,25 | 136,7 | 159,0 | 119,3 | 82,3 | 48,8 | 1,288 |
| TESI 2 CLEAN 900 | 65,0 | 902 | 835 | 1,29 | 1,03 | 66,0 | 76,8 | 57,6 | 39,8 | 23,6 | 1,286 |
| TESI 3 CLEAN 900 | 101,0 | 902 | 835 | 1,80 | 1,46 | 89,4 | 104,0 | 77,7 | 53,4 | 31,4 | 1,306 |
| TESI 4 CLEAN 900 | 139,0 | 902 | 835 | 2,38 | 1,89 | 112,1 | 130,4 | 97,1 | 66,4 | 38,8 | 1,322 |
| TESI 5 CLEAN 900 | 177,0 | 902 | 835 | 3,03 | 2,20 | 136,8 | 159,1 | 118,8 | 81,5 | 47,9 | 1,310 |
| TESI 6 CLEAN 900 | 215,0 | 902 | 835 | 3,61 | 2,63 | 162,1 | 188,5 | 141,2 | 97,3 | 57,5 | 1,295 |
| TESI 2 CLEAN 1000 | 65,0 | 1002 | 935 | 1,50 | 1,10 | 73,0 | 84,9 | 63,7 | 43,9 | 26,0 | 1,290 |
| TESI 3 CLEAN 1000 | 101,0 | 1002 | 935 | 2,11 | 1,56 | 98,8 | 114,9 | 85,7 | 58,7 | 34,5 | 1,315 |
| TESI 4 CLEAN 1000 | 139,0 | 1002 | 935 | 2,79 | 2,03 | 123,8 | 144,0 | 107,0 | 73,0 | 42,6 | 1,330 |
| TESI 5 CLEAN 1000 | 177,0 | 1002 | 935 | 3,56 | 2,38 | 151,0 | 175,6 | 130,9 | 89,7 | 52,6 | 1,316 |
| TESI 6 CLEAN 1000 | 215,0 | 1002 | 935 | 4,24 | 2,84 | 178,9 | 208,0 | 155,6 | 107,1 | 63,2 | 1,300 |
| TESI 2 CLEAN 1200 | 65,0 | 1202 | 1135 | 1,76 | 1,26 | 86,8 | 100,9 | 75,6 | 52,1 | 30,8 | 1,296 |
| TESI 3 CLEAN 1200 | 101,0 | 1202 | 1135 | 2,50 | 1,81 | 117,5 | 136,6 | 101,8 | 69,8 | 40,9 | 1,316 |
| TESI 4 CLEAN 1200 | 139,0 | 1202 | 1135 | 3,31 | 2,36 | 147,1 | 171,0 | 127,2 | 86,8 | 50,7 | 1,327 |

| | | | | | | | | | | | |
|----------------------|-------|------|------|------|------|-------|-------|-------|-------|-------|-------|
| TESI 5 CLEAN 1200 | 177,0 | 1202 | 1135 | 4,20 | 2,79 | 179,0 | 208,1 | 155,2 | 106,3 | 62,4 | 1,315 |
| TESI 6 CLEAN 1200 | 215,0 | 1202 | 1135 | 5,02 | 3,33 | 212,0 | 246,5 | 184,4 | 126,8 | 74,8 | 1,301 |
| TESI 2 CLEAN 1500 | 65,0 | 1502 | 1435 | 2,15 | 1,51 | 107,6 | 125,1 | 93,5 | 64,3 | 37,9 | 1,303 |
| TESI 3 CLEAN 1500 | 101,0 | 1502 | 1435 | 3,08 | 2,18 | 145,2 | 168,8 | 125,8 | 86,1 | 50,5 | 1,318 |
| TESI 4 CLEAN 1500 | 139,0 | 1502 | 1435 | 4,09 | 2,85 | 181,4 | 210,9 | 157,0 | 107,3 | 62,7 | 1,324 |
| TESI 5 CLEAN 1500 | 177,0 | 1502 | 1435 | 5,18 | 3,40 | 220,2 | 256,1 | 191,0 | 130,8 | 76,8 | 1,315 |
| TESI 6 CLEAN 1500 | 215,0 | 1502 | 1435 | 6,18 | 4,07 | 260,8 | 303,3 | 226,8 | 155,9 | 92,0 | 1,302 |
| TESI 2 CLEAN 1800 | 65,0 | 1802 | 1735 | 2,54 | 1,75 | 128,5 | 149,4 | 111,5 | 76,5 | 45,0 | 1,311 |
| TESI 3 CLEAN 1800 | 101,0 | 1802 | 1735 | 3,67 | 2,54 | 172,4 | 200,5 | 149,4 | 102,2 | 59,9 | 1,319 |
| TESI 4 CLEAN 1800 | 139,0 | 1802 | 1735 | 4,87 | 3,34 | 215,1 | 250,1 | 186,3 | 127,4 | 74,6 | 1,320 |
| TESI 5 CLEAN 1800 | 177,0 | 1802 | 1735 | 6,15 | 4,01 | 260,7 | 303,1 | 226,1 | 154,9 | 90,9 | 1,314 |
| TESI 6 CLEAN 1800 | 215,0 | 1802 | 1735 | 7,35 | 4,80 | 308,6 | 358,9 | 268,3 | 184,4 | 108,7 | 1,304 |
| TESI 2 CLEAN 2000 | 65,0 | 2002 | 1935 | 2,80 | 1,92 | 142,5 | 165,7 | 123,8 | 85,0 | 50,1 | 1,306 |
| TESI 3 CLEAN 2000 | 101,0 | 2002 | 1935 | 4,05 | 2,79 | 190,4 | 221,4 | 165,0 | 112,9 | 66,1 | 1,319 |
| TESI 4 CLEAN 2000 | 139,0 | 2002 | 1935 | 5,39 | 3,66 | 237,2 | 275,8 | 205,5 | 140,6 | 82,3 | 1,320 |
| TESI 5 CLEAN 2000 | 177,0 | 2002 | 1935 | 6,80 | 4,42 | 287,2 | 334,0 | 249,1 | 170,6 | 100,1 | 1,315 |
| TESI 6 CLEAN 2000 | 215,0 | 2002 | 1935 | 8,13 | 5,29 | 340,0 | 395,4 | 295,1 | 202,3 | 118,9 | 1,312 |
| TESI 2 CLEAN 2200 | 65,0 | 2202 | 2135 | 3,06 | 2,08 | 156,5 | 182,0 | 136,1 | 93,6 | 55,2 | 1,302 |
| TESI 3 CLEAN 2200 | 101,0 | 2202 | 2135 | 4,44 | 3,03 | 208,3 | 242,2 | 180,5 | 123,5 | 72,4 | 1,318 |
| TESI 4 CLEAN 2200 | 139,0 | 2202 | 2135 | 5,90 | 3,99 | 259,1 | 301,3 | 224,5 | 153,6 | 90,0 | 1,319 |
| TESI 5 CLEAN 2200 | 177,0 | 2202 | 2135 | 7,44 | 4,83 | 313,5 | 364,5 | 271,7 | 186,1 | 109,1 | 1,317 |
| TESI 6 CLEAN 2200 | 215,0 | 2202 | 2135 | 8,90 | 5,78 | 371,1 | 431,5 | 321,4 | 219,9 | 128,8 | 1,320 |

| | | | | | | | | | | | |
|----------------------|-------|------|------|-------|------|-------|-------|-------|-------|-------|-------|
| TESI 2 CLEAN 2500 | 65,0 | 2502 | 2435 | 3,45 | 2,32 | 177,8 | 206,8 | 154,9 | 106,8 | 63,1 | 1,295 |
| TESI 3 CLEAN 2500 | 101,0 | 2502 | 2435 | 5,03 | 3,40 | 234,9 | 273,1 | 203,6 | 139,4 | 81,8 | 1,316 |
| TESI 4 CLEAN 2500 | 139,0 | 2502 | 2435 | 6,68 | 4,48 | 291,6 | 339,1 | 252,7 | 172,9 | 101,3 | 1,319 |
| TESI 5 CLEAN 2500 | 177,0 | 2502 | 2435 | 8,42 | 5,44 | 352,3 | 409,6 | 305,2 | 208,9 | 122,4 | 1,318 |
| TESI 6 CLEAN 2500 | 215,0 | 2502 | 2435 | 10,07 | 6,52 | 417,0 | 484,9 | 360,2 | 245,6 | 143,1 | 1,332 |

Grazie alle elevate prestazioni dei radiatori Tesi Clean, il Δt ideale per la progettazione a bassa temperatura è 30°C

Per Δt diversi da 50°C utilizzare la formula: $Q=Q_n (\Delta t / 50)^n$

A partire dalle vendite dell'anno 2010, tutta la gamma dei radiatori TESI è garantita 10 anni.


Rese a batteria

| Lunghezza (mm) | N° Elementi | | 302 | 402 | 502 | 602 | 752 | 902 | 1002 | 1202 | 1502 | 1802 | 2002 | 2202 | 2502 |
|----------------|-------------|---------------|------|------|------|------|------|------|------|------|------|------|------|------|------|
| 130 | 2 | Watt = W = | 55 | 176 | 217 | 258 | 318 | 261 | 230 | 273 | 250 | 299 | 331 | 863 | 970 |
| 195 | 3 | Watt = W = | 83 | 264 | 326 | 387 | 477 | 391 | 345 | 410 | 375 | 448 | 497 | 1294 | 1455 |
| 260 | 4 | Watt = W = | 110 | 352 | 435 | 516 | 536 | 522 | 460 | 546 | 500 | 598 | 663 | 1726 | 1940 |
| 325 | 5 | Watt = W = | 138 | 440 | 544 | 645 | 670 | 652 | 574 | 683 | 626 | 747 | 828 | 2158 | 2424 |
| 390 | 6 | Watt = W = | 166 | 529 | 652 | 774 | 805 | 782 | 689 | 820 | 751 | 896 | 994 | 2589 | 2909 |
| 455 | 7 | Watt = W = | 193 | 617 | 761 | 903 | 939 | 913 | 804 | 956 | 876 | 1046 | 1160 | 3020 | 3394 |
| 520 | 8 | Watt = W = | 221 | 705 | 870 | 1032 | 1073 | 1043 | 919 | 1093 | 1001 | 1195 | 1326 | 3452 | 3879 |
| 585 | 9 | Watt = W = | 248 | 793 | 978 | 1161 | 1207 | 1174 | 1034 | 1229 | 1126 | 1345 | 3559 | 3884 | 4364 |
| 650 | 10 | Watt = W = | 276 | 881 | 1087 | 1290 | 1341 | 1304 | 1149 | 1366 | 1251 | 1494 | 3954 | 4315 | 4849 |
| 715 | 11 | Watt = W = | 304 | 969 | 1196 | 1419 | 1475 | 1434 | 1264 | 1503 | 1376 | 1643 | 4349 | 4746 | 5334 |
| 780 | 12 | Watt = W = | 331 | 1057 | 1304 | 1548 | 1609 | 1565 | 1379 | 1639 | 1501 | 1793 | 4745 | 5178 | 5819 |
| 845 | 13 | Watt = W = | 359 | 1145 | 1413 | 1677 | 1743 | 1695 | 1494 | 1776 | 1626 | 1942 | 5140 | 3149 | 3550 |
| 910 | 14 | Watt = W = | 386 | 1233 | 1522 | 1806 | 1877 | 1826 | 1609 | 1912 | 1751 | 2092 | 5536 | 3391 | 3823 |
| 975 | 15 | Watt = W = | 1010 | 1322 | 1630 | 1935 | 2012 | 1956 | 1724 | 2049 | 1876 | 2241 | 5931 | 3633 | 4096 |
| 1040 | 16 | Watt = W = | 1077 | 1410 | 1739 | 2064 | 2146 | 2086 | 1838 | 2186 | 2002 | 2390 | 3542 | 2912 | 3309 |
| 1105 | 17 | Watt = W = | 1144 | 1498 | 1848 | 2193 | 2280 | 2217 | 1953 | 2322 | 2127 | 2540 | 3764 | 3094 | 3516 |
| 1170 | 18 | Watt = W = | 1211 | 1586 | 1957 | 2322 | 2414 | 2347 | 2068 | 2459 | 2252 | 2689 | 3985 | 3276 | 3722 |
| 1235 | 19 | Watt = W = | 1279 | 1674 | 2065 | 2451 | 2548 | 2478 | 2183 | 2595 | 2377 | 2839 | 4207 | | |
| 1300 | 20 | Watt = W = | 1346 | 1762 | 2174 | 2580 | 2682 | 2608 | 2298 | 2732 | 2502 | 2988 | 4428 | | |
| 1365 | 21 | Watt = W = | 1413 | 1850 | 2283 | 2709 | 2816 | 2738 | 2413 | 2119 | 2627 | 3137 | 3480 | | |
| 1430 | 22 | Watt = W = | 1481 | 1938 | 2391 | 2838 | 2950 | 2869 | 2528 | 2220 | 2752 | 3287 | 3645 | | |

| Lunghezza (mm) | N° Elementi | | 302 | 402 | 502 | 602 | 752 | 902 | 1002 | 1202 | 1502 | 1802 | 2002 | 2202 | 2502 |
|----------------|-------------|---------------|------|------|------|------|------|------|------|------|------|------|------|------|------|
| 1495 | 23 | Watt = W = | 1548 | 2026 | 2500 | 2967 | 3084 | 2999 | 2643 | 2321 | 2877 | | | | |
| 1560 | 24 | Watt = W = | 1615 | 2114 | 2609 | 3096 | 3218 | 3130 | 2758 | 2422 | 3002 | | | | |
| 1625 | 25 | Watt = W = | 1682 | 2202 | 2718 | 3225 | 3352 | 3260 | 2872 | 2522 | 3128 | | | | |
| 1690 | 26 | Watt = W = | 1750 | 2291 | 2826 | 3354 | 3487 | 3390 | 2987 | 2623 | 3253 | | | | |
| 1755 | 27 | Watt = W = | 1817 | 2379 | 2935 | 3483 | 3621 | 3521 | 3102 | 2724 | | | | | |
| 1820 | 28 | Watt = W = | 1884 | 2467 | 3044 | 3612 | 3072 | 2912 | 3217 | 2825 | | | | | |


Colori e finiture

STANDARD



Bianco Standard
Cod. 01


CLASSIC




Bianco Edelweiss
Cod. 34



Avorio - RAL 1013
Cod. 02




Beige Cream
Cod. 26



Giallo - RAL 1021
Cod. 04




**Giallo Melone -
RAL 1028**
Cod. E7




Arancio - RAL 2004
Cod. 17



**Marrone Ruggine -
RAL 8004**
Cod. E1




Marrone - RAL 8017
Cod. 09




**Amaranto - RAL
3003**
Cod. 06




Rosso - RAL 3000
Cod. 05




**Rosso Fragola -
RAL 3018**
Cod. Y3




Rosa - RAL 3015
Cod. R2




**Lilla Bluastro - RAL
4005**
Cod. R3




**Porpora Traffico -
RAL 4006**
Cod. R6




**Verde Bosco - RAL
6005**
Cod. 19




**Verde Erba - RAL
6018**
Cod. N3




**Verde Salvia - RAL
6021**
Cod. E6




**Blu Pastello - RAL
5024**
Cod. G7



Grigio Manhattan
Cod. 03




Nero - RAL 9005
Cod. 10




Deep Blue
Cod. 2F


SPECIAL



Bianco Perla
Cod. 16



Quartz 1
Cod. 1C




Sablé
Cod. Y4




Quartz 2
Cod. 2C




Sunstone
Cod. 2D




Bruno Tabacco
Cod. 1B




Flame Red
Cod. 7D




Purple Blue
Cod. 1D




Azurite 3
Cod. 6C



Grigio Medio
Cod. 4D



**Grigio Titanio
Metallizzato - RAL
9023**
Cod. L3




Grigio Perla
Cod. L6




Nero Grafite
Cod. 18




Grigio Quarzo
Cod. 31




Nero Satinato
Cod. 30




Bianco Opaco
Cod. J8




Nero Opaco
Cod. K1




Agave
Cod. 9N




Blu Baltico
Cod. 1P




Ghiaccio
Cod. 3P




**Blu Colomba
Opaco - RAL 5014**
Cod. 4P




**Grigio Chiaro
Opaco**
Cod. 8N



**Grigio Cenere - Ral
7021**
Cod. G1




Grigio Martellato
Cod. 32



Rame Martellato
Cod. J4

FINISHES



Trattamento Loft
Cod. TR

RAL



Altri colori RAL (previa fattibilità)
Cod. ALTRIRAL

I colori rappresentati in questa cartella non sono da considerarsi impegnativi. I diversi processi tecnologici di verniciatura ed i materiali utilizzati per la realizzazione possono non avere una perfetta corrispondenza cromatica con il prodotto consegnato. L'azienda Irsap si riserva la facoltà di apportare in qualsiasi momento tutte le modifiche necessarie per il miglioramento del prodotto.