


.25

PTVC48

.25 Volume Control Valve Trim with Metal Lever Handle



SHOWN IN .25 VOLUME CONTROL VALVE TRIM WITH METAL LEVER HANDLE | PTVC48

TECHNICAL DETAILS

ADA Compliance: Yes
Control Valve Rough-in Depth Maximum: 4 1/4"
Control Valve Rough-in Depth Minimum: 2 1/8"
Diverter Valve Rough-in Depth Maximum: 3 3/4"
Diverter Valve Rough-in Depth Minimum: 2 1/2"
Escutcheon Primary Material: Brass
Depth / Width: 3 3/8"
Height: 4 3/8"
Integrated Diverter: N
Length: 2 3/8"
Number of Handles: One
Primary Material: Brass
Suggested Application: Bath

INSPIRATION

.25 is the ultimate in utilitarian elegance: A simple and understated design that is equally functional and beautiful.

CODES & STANDARDS

Code # PTSV48: ASME A112.18.1 / CSA B125.1, IAPMO, State of MA

PRODUCT FEATURES

Multiple shower devices can be operated simultaneously with the addition of separate wall valves to a thermostatic shower system.

Metal Lever Handle



PRODUCT (NOTES)

Valve sold separately.

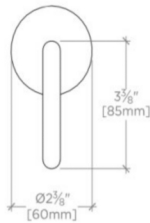
.25

PTVC48

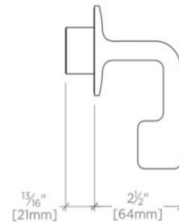
.25 Volume Control Valve Trim with Metal Lever Handle



TOP VIEW SCALE: 3"=1'-0"



FRONT VIEW SCALE: 3"=1'-0"



SIDE VIEW SCALE: 3"=1'-0"