

HIM

ZHI646

Termostatico incasso doccia, deviatore a 2/3 vie. / Built-in thermostatic shower mixer and 2/3 way div.



Termostatico incasso doccia da 1/2" e deviatore a 2/3 vie con apertura/chiusura acqua.

1/2" built-in thermostatic shower mixer and 2/3 way diverter with water on/off function.

R97810

Parte incasso termostatico 2 vie / Built-in part -
2 way thermostatic mixer



R97815

Parte incasso termostatico 3 vie / Built-in part -
3 way thermostatic mixer



Finiture / Finishes



Cromo / Chrome



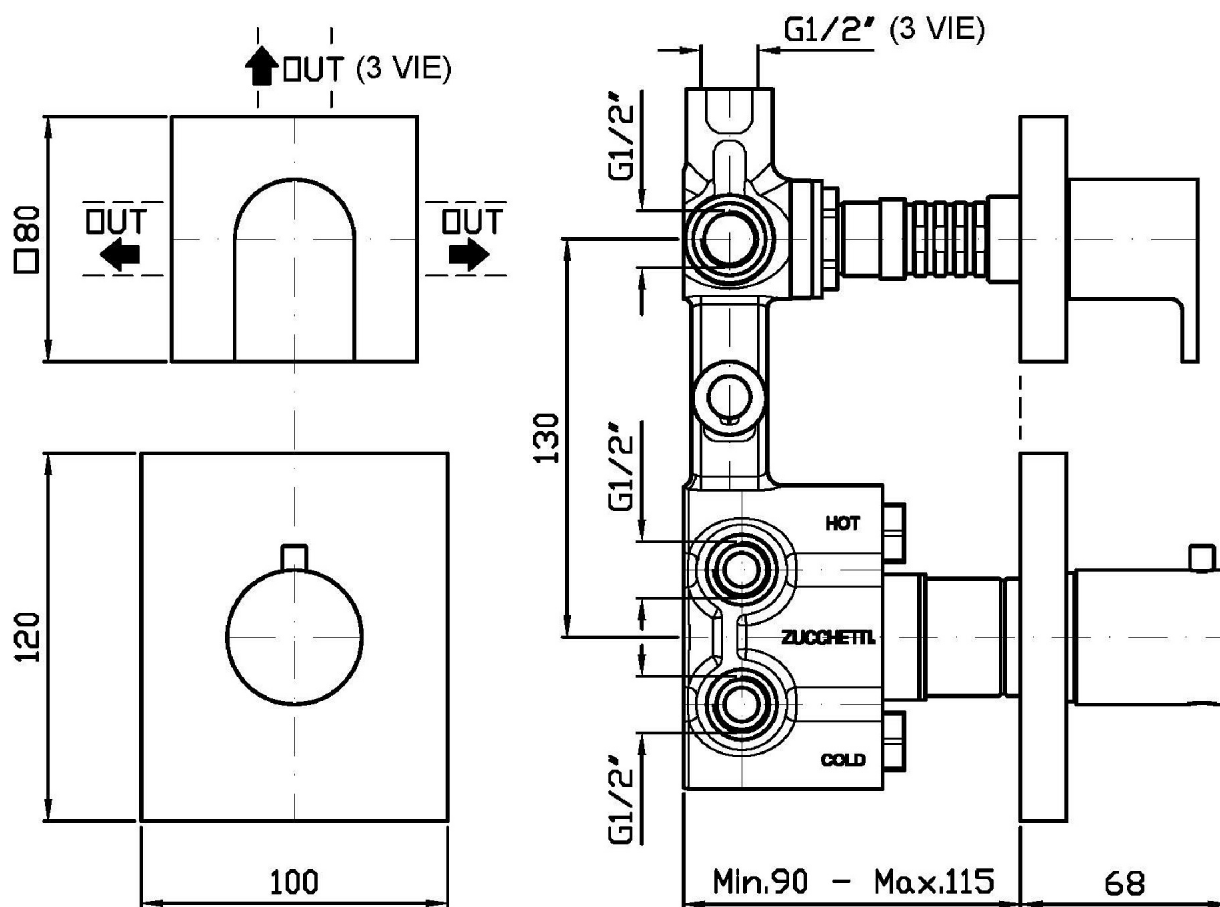
P70

PVD Oro Rosa / PVD
Rose Gold

HIM

ZHI646

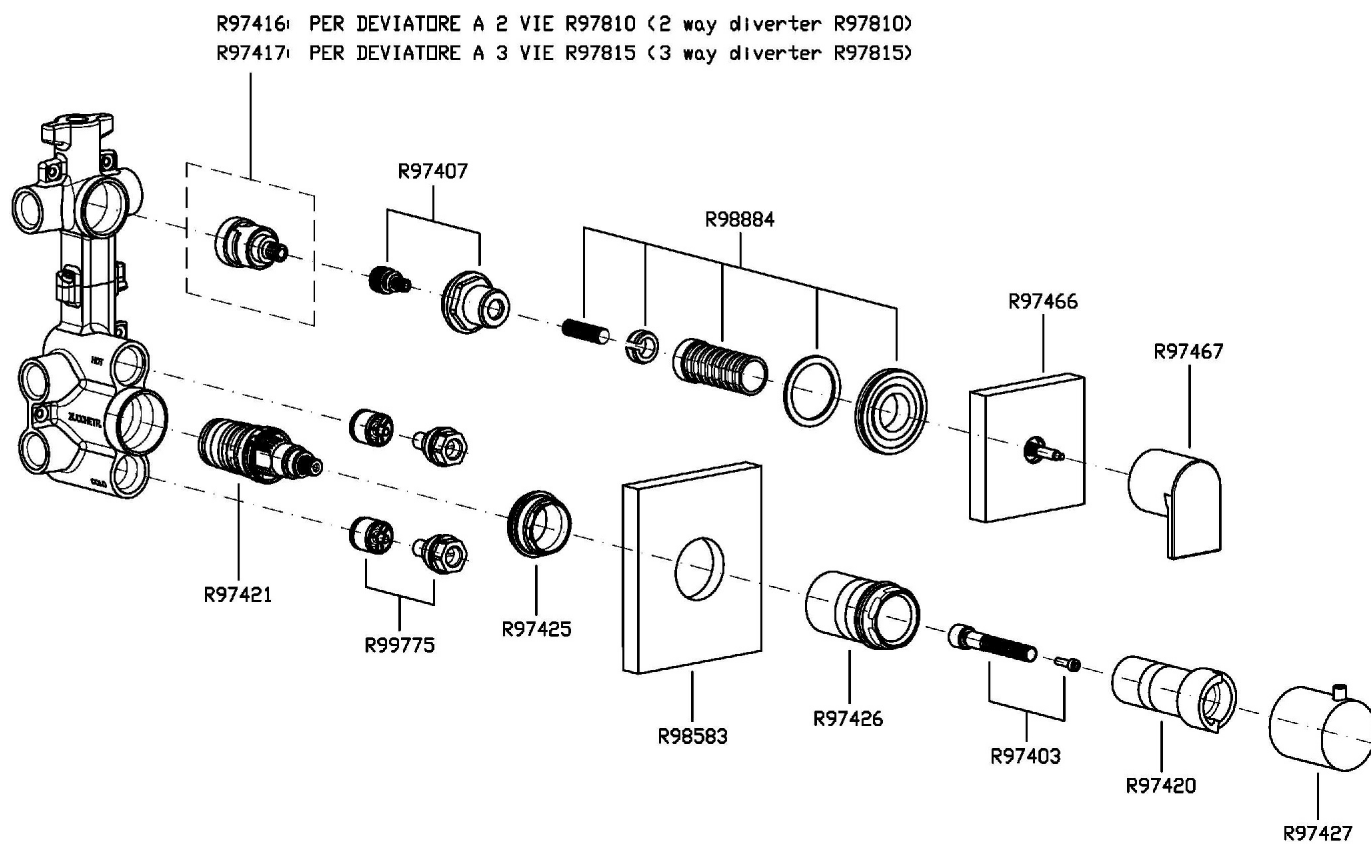
Disegno Complessivo / Overall Drawing



HIM

ZHI646

Esplosi / Exploded

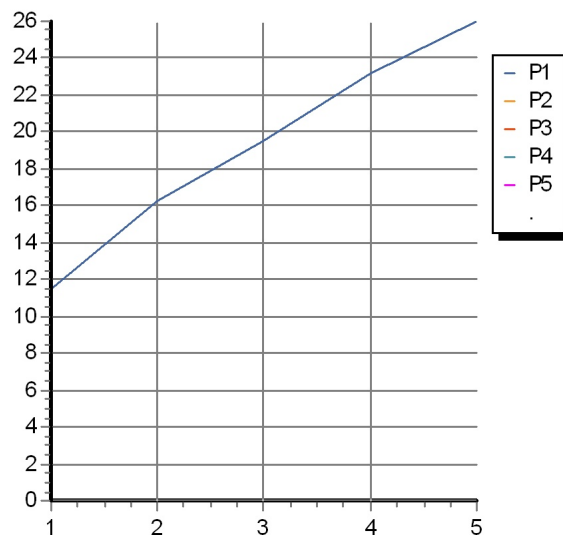


HIM

ZHI646

Portate / Flowrates (lt/min)

PRESSIONE PRESSURE	1 BAR	2 BAR	3 BAR	4 BAR	5 BAR
DEVIATORE	11,5	16,2	19,5	23,2	26
P1					
P2					
P3					
P4					
P5					



HIM

ZHI646

Pesi e Misure / Weights and Sizes

Peso (Kg) Weight (lb)	2,00 (Kg)	4,41 (lb)
Volume test (dc3) - (in3)	3,32 (dc3)	202,60 (in3)
h (mm) - (in)	93,00 (mm)	3,66 (in)
L1 (mm) - (in)	162,00 (mm)	6,38 (in)
L2 (mm) - (in)	220,00 (mm)	8,66 (in)

