

Relax Renova è il prodotto ideale per la sostituzione di qualunque radiatore già installato, grazie ad una serie di possibili connessioni, sulla parte inferiore o laterale, che lo rendono ideale per la ristrutturazione. Il radiatore viene fornito con il kit di allacciamento idraulico nascondo non in vista, sulla parte posteriore del radiatore. Si consiglia di installare il radiatore ad una altezza tra 150 e 200 mm dal pavimento.



Relax Renova, verticale, elementi, altezza 2163 mm, larghezza 728 mm, Nero - RAL 9005

## Caratteristiche costruttive

piastra radiante

filettature da M24 x 19

pressione di esercizio massima ammessa 10 bar

temperatura di esercizio massima ammessa 95°C

Il radiatore è già predisposto per l'inserimento della testa

termostatica opzionale o dell'innovativa testa termostatica NOW

## Dotazione di serie

innovativo sistema di collegamento idraulico a scomparsa, completo di raccordi per allacciamento con tubi rame

(diametri 12, 14 e 15 mm) e multistrato (14 sp. 2 e 16 sp. 2)

sistema per fissaggio a muro

valvola sfiato

dima per l'installazione

## Certificazioni



CE<sup>15- C -s2, d0</sup>  
EN442-1

## Plus



## Dati tecnici

Modello	Profondità (mm)	Altezza (mm)	Larghezza (mm)	Peso (kg)	Capacità (lt)	Δt=50°C (kcal/h)	Δt=50°C (Watt)	Δt=40°C (Watt)	Δt=30°C (Watt)	Δt=20°C (Watt)	Esponente
688 x 1136	63,5	688	1136	29,40	7,30	953,0	1.108,0	837,0	584,0	351,0	1,255
688 x 1272	63,5	688	1272	32,80	8,30	1.075,0	1.250,0	945,0	658,0	396,0	1,255
688 x 1476	63,5	688	1476	37,90	9,80	1.258,0	1.463,0	1.106,0	770,0	463,0	1,255
688 x 728	63,5	688	728	19,30	4,40	587,0	682,0	515,0	359,0	216,0	1,255
688 x 932	63,5	688	932	24,40	5,90	770,0	895,0	676,0	471,0	283,0	1,255
868 x 1136	63,5	868	1136	37,20	9,40	1.188,0	1.381,0	1.041,0	723,0	433,0	1,266
868 x 1272	63,5	868	1272	41,50	10,70	1.340,0	1.558,0	1.174,0	816,0	488,0	1,266
868 x 1476	63,5	868	1476	48,00	12,60	1.569,0	1.824,0	1.375,0	955,0	572,0	1,266
868 x 728	63,5	868	728	24,10	5,70	731,0	850,0	641,0	445,0	266,0	1,266
868 x 932	63,5	868	932	30,60	7,50	960,0	1.116,0	841,0	584,0	350,0	1,266
1663 x 456	63,5	1663	456	28,40	6,40	798,0	928,0	696,0	480,0	284,0	1,291
1663 x 592	63,5	1663	592	37,20	8,90	1.084,0	1.260,0	945,0	651,0	386,0	1,291
1663 x 728	63,5	1663	728	45,90	11,40	1.368,0	1.591,0	1.193,0	823,0	487,0	1,291
1963 x 456	63,5	1963	456	33,30	7,50	912,0	1.060,0	796,0	551,0	328,0	1,281
1963 x 592	63,5	1963	592	43,60	10,50	1.238,0	1.439,0	1.081,0	748,0	445,0	1,281
1963 x 728	63,5	1963	728	53,90	13,60	1.563,0	1.817,0	1.365,0	944,0	562,0	1,281
2163 x 456	63,5	2163	456	36,50	8,30	1.001,0	1.164,0	875,0	606,0	361,0	1,279
2163 x 592	63,5	2163	592	47,90	11,60	1.359,0	1.580,0	1.188,0	822,0	490,0	1,279
2163 x 728	63,5	2163	728	59,30	15,00	1.716,0	1.995,0	1.500,0	1.038,0	618,0	1,279

(\*) Grazie alle elevate prestazioni delle piastre Relax Renova, il Δt ideale per la progettazione a bassa temperatura è 30°C

Per Δt diversi da 50°C utilizzare la formula:  $Q=Q_n (\Delta t / 50)^n$


### Dotazione di serie

- innovativo sistema di collegamento idraulico a scomparsa, completo di raccordi per allacciamento con tubi rame (diametri 12, 14 e

15 mm) e multistrato (14 sp. 2 e 16 sp. 2) • sistema per fissaggio a muro • valvola sfiato • dima per l'installazione


## Colori e finiture

### STANDARD



**Bianco Standard**  
Cod. 01


### CLASSIC




**Bianco Edelweiss**  
Cod. 34



**Avorio - RAL 1013**  
Cod. 02



**Beige Cream**  
Cod. 26



**Giallo - RAL 1021**  
Cod. 04




**Giallo Melone -  
RAL 1028**  
Cod. E7




**Arancio - RAL 2004**  
Cod. 17



**Marrone Ruggine -  
RAL 8004**  
Cod. E1



**Marrone - RAL 8017**  
Cod. 09




**Amaranto - RAL  
3003**  
Cod. 06



**Rosso - RAL 3000**  
Cod. 05



**Rosso Fragola -  
RAL 3018**  
Cod. Y3



**Rosa - RAL 3015**  
Cod. R2



**Lilla Bluastro - RAL  
4005**  
Cod. R3




**Porpora Traffico -  
RAL 4006**  
Cod. R6




**Verde Bosco - RAL  
6005**  
Cod. 19




**Verde Erba - RAL  
6018**  
Cod. N3




**Verde Salvia - RAL  
6021**  
Cod. E6



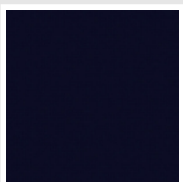
**Blu Pastello - RAL  
5024**  
Cod. G7



**Grigio Manhattan**  
Cod. 03




**Nero - RAL 9005**  
Cod. 10




**Deep Blue**  
Cod. 2F


### SPECIAL



**Bianco Perla**  
Cod. 16




**Quartz 1**  
Cod. 1C




**Sablé**  
Cod. Y4




**Quartz 2**  
Cod. 2C




**Sunstone**  
Cod. 2D




**Bruno Tabacco**  
Cod. 1B




**Flame Red**  
Cod. 7D




**Purple Blue**  
Cod. 1D




**Azurite 3**  
Cod. 6C




**Grigio Medio**  
Cod. 4D




**Grigio Titanio  
Metallizzato - RAL  
9023**  
Cod. L3




**Grigio Perla**  
Cod. L6




**Nero Grafite**  
Cod. 18




**Grigio Quarzo**  
Cod. 31




**Nero Satinato**  
Cod. 30




**Bianco Opaco**  
Cod. J8




**Nero Opaco**  
Cod. K1




**Agave**  
Cod. 9N




**Blu Baltico**  
Cod. 1P




**Ghiaccio**  
Cod. 3P



**Blu Colomba  
Opaco - RAL 5014**  
Cod. 4P




**Grigio Chiaro  
Opaco**  
Cod. 8N



**Grigio Cenere - Ral  
7021**  
Cod. G1




**Grigio Martellato**  
Cod. 32



**Rame Martellato**  
Cod. J4

## FINISHES



**Wall Finished**  
Cod. 6B

## RAL



**Altri colori RAL (previa fattibilità)**  
Cod. ALTRIRAL

I colori rappresentati in questa cartella non sono da considerarsi impegnativi. I diversi processi tecnologici di verniciatura ed i materiali utilizzati per la realizzazione possono non avere una perfetta corrispondenza cromatica con il prodotto consegnato. L'azienda Irsap si riserva la facoltà di apportare in qualsiasi momento tutte le modifiche necessarie per il miglioramento del prodotto.