

I Termoarredatori Tesi rappresentano il sistema più funzionale, modulare ed elegante per il riscaldamento di tutti gli ambienti. Grazie alle cinque colonne e alle elevate prestazioni, Tesi5 è adatto agli ambienti che richiedono un'elevata potenza calorica. Tesi5 ha una profondità di 177 mm e altezze da 200 ai 2500 mm.



Tesi 5, 14 elementi, altezza 2000 mm, larghezza 630 mm, Quartz 1

## Caratteristiche costruttive

tubi in lamiera d'acciaio di diametro 25 mm  
collettori in lamiera d'acciaio stampati  
larghezza elementi 45 mm (passo del singolo elemento)  
filettature estremità collettore sup. e inf. 1"1/4 G dx o sx  
pressione di esercizio massima ammessa 8 bar  
temperatura di esercizio massima ammessa 95°C  
lunghezza radiatore con tappi montati: (N° elem. x 45) + 24 mm  
misura dell'interasse valvola Irsap pari a 41÷44 mm  
misura dell'interasse detentore Irsap pari a 41÷44 mm

## Certificazioni



## Plus



## Dati tecnici

Modello	Profondità (mm)	Altezza (mm)	Interasse (mm)	Peso (kg)	Capacità (lt)	$\Delta t=50^{\circ}\text{C}$ (kcal/h)	$\Delta t=50^{\circ}\text{C}$ (Watt)	$\Delta t=40^{\circ}\text{C}$ (Watt)	$\Delta t=30^{\circ}\text{C}$ (Watt)	$\Delta t=20^{\circ}\text{C}$ (Watt)	Esponente
200	177,0	200	127	0,81	0,73	27,2	31,7	23,4	15,9	9,2	1,350
300	177,0	300	235	1,13	0,95	44,2	51,4	38,7	26,8	16,0	1,276
400	177,0	400	335	1,43	1,16	57,2	66,5	49,9	34,4	20,4	1,291
500	177,0	500	435	1,72	1,36	70,0	81,3	60,8	41,7	24,6	1,307
565	177,0	565	500	1,92	1,50	78,1	90,8	67,7	46,4	27,2	1,317
600	177,0	600	535	2,02	1,57	82,5	95,9	71,4	48,8	28,5	1,322
665	177,0	665	600	2,21	1,71	90,5	105,2	78,2	53,3	31,0	1,333
685	177,0	685	620	2,27	1,75	93,0	108,1	80,2	54,6	31,8	1,336
750	177,0	750	685	2,46	1,88	100,9	117,3	86,9	59,0	34,2	1,346
765	177,0	765	700	2,51	1,92	102,8	119,5	88,4	60,0	34,7	1,348
865	177,0	865	800	2,80	2,12	114,9	133,6	98,5	66,5	38,3	1,364
885	177,0	885	820	2,86	2,16	117,3	136,4	100,5	67,8	39,0	1,367
900	177,0	900	835	2,91	2,20	119,1	138,5	102,0	68,8	39,5	1,369
1000	177,0	1000	935	3,20	2,40	131,1	152,4	112,4	75,9	43,7	1,364
1200	177,0	1200	1135	4,08	2,78	154,8	180,0	133,1	90,2	52,1	1,353
1500	177,0	1500	1435	5,05	3,40	189,9	220,8	163,9	111,6	64,9	1,337
1800	177,0	1800	1735	6,02	4,01	224,7	261,2	194,3	132,6	77,4	1,327
2000	177,0	2000	1935	6,67	4,42	247,7	288,0	214,4	146,5	85,7	1,323
2200	177,0	2200	2135	7,32	4,82	270,6	314,6	234,4	160,4	93,9	1,320
2500	177,0	2500	2435	8,29	5,44	304,9	354,5	264,4	181,2	106,4	1,314

Grazie alle elevate prestazioni dei radiatori Tesi5, il  $\Delta t$  ideale per la progettazione a bassa temperatura è  $30^{\circ}\text{C}$

Per  $\Delta t$  diversi da  $50^{\circ}\text{C}$  utilizzare la formula:  $Q=Q_n (\Delta t / 50)^n$

A partire dalle vendite dell'anno 2010, tutta la gamma dei radiatori TESI è garantita 10 anni.

## Rese a batteria


Lunghezza (mm)	N° Elementi	200	300	400	500	565	600	665	685	750	765	865	885	900	1000	1200	1500	1800	2000	2200	2500
90	2	<i>Watt</i>																			
		= 63	103	133	163	182	192	210	216	235	239	267	273	277	305	360	442	522	576	629	709
135	3	<i>Watt</i>																			
		= 95	154	200	244	272	288	316	324	352	358	401	409	415	457	540	663	784	864	944	1063
180	4	<i>Watt</i>																			
		= 127	206	266	325	363	384	421	432	469	478	534	546	554	610	720	883	1045	1152	1259	1418
225	5	<i>Watt</i>																			
		= 158	257	333	407	454	479	526	540	587	597	668	682	692	762	900	1104	1306	1440	1573	1772
270	6	<i>Watt</i>																			
		= 190	308	399	488	545	575	631	649	704	717	801	818	831	914	1080	1325	1568	1728	1888	2127
315	7	<i>Watt</i>																			
		= 222	360	466	569	636	671	737	757	821	836	935	955	969	1067	1260	1546	1829	2016	2203	2481
360	8	<i>Watt</i>																			
		= 253	411	532	651	727	767	842	865	939	956	1069	1091	1108	1219	1440	1767	2090	2304	2517	2836
405	9	<i>Watt</i>																			
		= 285	463	599	732	817	863	947	973	1056	1075	1202	1227	1246	1372	1620	1988	2351	2592	2832	3190
450	10	<i>Watt</i>																			
		= 317	514	665	813	908	959	1052	1081	1174	1195	1336	1364	1385	1524	1800	2208	2612	2880	3146	3545
495	11	<i>Watt</i>																			
		= 348	565	732	895	999	1055	1158	1189	1291	1314	1469	1500	1523	1677	1980	2429	2874	3168	3461	3899
540	12	<i>Watt</i>																			
		= 380	617	798	976	1090	1151	1263	1297	1408	1434	1603	1637	1662	1829	2160	2650	3135	3456	3776	4254
585	13	<i>Watt</i>																			
		= 412	668	865	1057	1181	1247	1368	1405	1526	1553	1736	1773	1800	1981	2340	2871	3396	3744		
630	14	<i>Watt</i>																			
		= 444	720	932	1139	1272	1342	1473	1513	1643	1673	1870	1909	1939	2134	2520	3092	3658	4032		
675	15	<i>Watt</i>																			
		= 475	771	998	1220	1362	1438	1579	1622	1760	1792	2004	2046	2077	2286	2700	3313	3919	4320		
720	16	<i>Watt</i>																			
		= 507	822	1065	1301	1453	1534	1684	1730	1878	1912	2137	2182	2216	2439	2880					
765	17	<i>Watt</i>																			
		= 539	874	1131	1383	1544	1630	1789	1838	1995	2031	2271	2318	2354	2591	3060					

Lunghezza (mm)	N° Elementi	200	300	400	500	565	600	665	685	750	765	865	885	900	1000	1200	1500	1800	2000	2200	2500
810	18	<i>Watt</i> = 570 925 1198 1464 1635 1726 1894 1946 2112 2151 2404 2455 2493 2743 3240 <i>W =</i>																			
855	19	<i>Watt</i> = 602 977 1264 1545 1726 1822 2000 2054 2230 2270 2538 2591 2631 2896 <i>W =</i>																			
900	20	<i>Watt</i> = 634 1028 1331 1627 1817 1918 2105 2162 2347 2390 2671 2728 2770 3048 <i>W =</i>																			
945	21	<i>Watt</i> = 665 1079 1397 1708 1907 2014 2210 2270 2464 2509 2805 2864 2908 3201 <i>W =</i>																			
990	22	<i>Watt</i> = 697 1131 1464 1789 1998 2110 2315 2378 2582 2629 2939 3000 3047 3353 <i>W =</i>																			
1035	23	<i>Watt</i> = 729 1182 1530 1871 2089 2205 2421 2486 2699 2748 3072 3137 3185 3505 <i>W =</i>																			
1080	24	<i>Watt</i> = 760 1234 1597 1952 2180 2301 2526 2594 2816 2868 3206 3273 3324 3658 <i>W =</i>																			
1125	25	<i>Watt</i> = 792 1285 1664 2034 2271 2397 2631 2702 2934 2987 3339 3410 3462 3810 <i>W =</i>																			
1170	26	<i>Watt</i> = 824 1336 1730 2115 2362 2493 2736 2811 3051 3106 3473 3546 3600 3963 <i>W =</i>																			
1215	27	<i>Watt</i> = 855 1388 1797 2196 2452 2589 2841 2919 3168 3226 3606 3682 3739 4115 <i>W =</i>																			
1260	28	<i>Watt</i> = 887 1439 1863 2278 2543 2685 2947 3027 3286 3345 3740 3819 3877 4267 <i>W =</i>																			
1305	29	<i>Watt</i> = 919 1491 1930 2359 2634 2781 3052 3135 3403 3465 3874 3955 4016 4420 <i>W =</i>																			
1350	30	<i>Watt</i> = 950 1542 1996 2440 2725 2877 3157 3243 3520 3584 4007 4091 4154 4572 <i>W =</i>																			
1395	31	<i>Watt</i> = 982 1593 2063 2522 2816 2973 3262 3351 <i>W =</i>																			
1440	32	<i>Watt</i> = 1014 1645 2129 2603 2907 3068 3368 3459 <i>W =</i>																			
1485	33	<i>Watt</i> = 1045 1696 2196 2684 2997 3164 3473 3567 <i>W =</i>																			
1530	34	<i>Watt</i> = 1077 1748 2262 2766 3088 3260 3578 3675 <i>W =</i>																			

Lunghezza (mm)	N° Elementi		200	300	400	500	565	600	665	685	750	765	865	885	900	1000	1200	1500	1800	2000	2200	2500	
1575	35	<i>Watt</i>																					
		=	1109	1799	2329	2847	3179	3356	3683	3784													
		<i>W</i> =																					
1620	36	<i>Watt</i>																					
		=	1140	1850	2395	2928	3270	3452	3789	3892													
		<i>W</i> =																					
1665	37	<i>Watt</i>																					
		=	1172	1902	2462	3010	3361	3548	3894	4000													
		<i>W</i> =																					
1710	38	<i>Watt</i>																					
		=	1204	1953	2529	3091	3452	3644	3999	4108													
		<i>W</i> =																					
1755	39	<i>Watt</i>																					
		=	1236	2005	2595	3172	3542	3740	4104	4216													
		<i>W</i> =																					
1800	40	<i>Watt</i>																					
		=	1267	2056	2662	3254	3633	3836	4210	4324													
		<i>W</i> =																					


## Colori e finiture

### STANDARD



**Bianco Standard**  
Cod. 01

### CLASSIC




**Bianco Edelweiss**  
Cod. 34



**Avorio - RAL 1013**  
Cod. 02




**Beige Cream**  
Cod. 26




**Giallo - RAL 1021**  
Cod. 04




**Giallo Melone -  
RAL 1028**  
Cod. E7




**Arancio - RAL 2004**  
Cod. 17



**Marrone Ruggine -  
RAL 8004**  
Cod. E1



**Marrone - RAL 8017**  
Cod. 09




**Amaranto - RAL  
3003**  
Cod. 06




**Rosso - RAL 3000**  
Cod. 05



**Rosso Fragola -  
RAL 3018**  
Cod. Y3




**Rosa - RAL 3015**  
Cod. R2



**Lilla Bluastro - RAL  
4005**  
Cod. R3




**Porpora Traffico -  
RAL 4006**  
Cod. R6



**Verde Bosco - RAL  
6005**  
Cod. 19




**Verde Erba - RAL  
6018**  
Cod. N3




**Verde Salvia - RAL  
6021**  
Cod. E6




**Blu Pastello - RAL  
5024**  
Cod. G7



**Grigio Manhattan**  
Cod. 03




**Nero - RAL 9005**  
Cod. 10



**Deep Blue**  
Cod. 2F

### SPECIAL




**Bianco Perla**  
Cod. 16




**Quartz 1**  
Cod. 1C



**Sablé**  
Cod. Y4




**Quartz 2**  
Cod. 2C



**Sunstone**  
Cod. 2D




**Bruno Tabacco**  
Cod. 1B




**Flame Red**  
Cod. 7D



**Purple Blue**  
Cod. 1D




**Azurite 3**  
Cod. 6C




**Grigio Medio**  
Cod. 4D



**Grigio Titanio  
Metallizzato - RAL  
9023**  
Cod. L3




**Grigio Perla**  
Cod. L6




**Nero Grafite**  
Cod. 18




**Grigio Quarzo**  
Cod. 31




**Nero Satinato**  
Cod. 30




**Bianco Opaco**  
Cod. J8




**Nero Opaco**  
Cod. K1




**Agave**  
Cod. 9N




**Blu Baltico**  
Cod. 1P




**Ghiaccio**  
Cod. 3P



**Blu Colomba  
Opaco - RAL 5014**  
Cod. 4P




**Grigio Chiaro  
Opaco**  
Cod. 8N



**Grigio Cenere - Ral  
7021**  
Cod. G1




**Grigio Martellato**  
Cod. 32



**Rame Martellato**  
Cod. J4

## FINISHES



**Trattamento Loft**  
Cod. TR

## RAL



**Altri colori RAL (previa fattibilità)**  
Cod. ALTRIRAL

I colori rappresentati in questa cartella non sono da considerarsi impegnativi. I diversi processi tecnologici di verniciatura ed i materiali utilizzati per la realizzazione possono non avere una perfetta corrispondenza cromatica con il prodotto consegnato. L'azienda Irsap si riserva la facoltà di apportare in qualsiasi momento tutte le modifiche necessarie per il miglioramento del prodotto.