

# Arpa18 Orizzontale

Arpa18 Orizzontale rappresenta una moderna estetica che si integra in qualsiasi ambiente. Lo stile di Arpa si completa nella modulare funzionalità.



Arpa18, orizzontale, 20 elementi, altezza 364 mm, larghezza 2020 mm, Quartz 1

## Caratteristiche costruttive

collettori a sezione circolare diametro 30 mm  
elementi in lamiera d'acciaio diametro 18 mm  
filettature estremità collettore 1/2" Gas destra  
pressione di esercizio massima ammessa: 10 bar  
temperatura di esercizio massima ammessa: 95°C

## Dotazione di serie

sistemi di fissaggio al muro con viti e tasselli  
tappo cieco da 1/2" con copri tappo  
valvola sfiato da 1/2"

## Certificazioni



## Plus



## Dati tecnici

Modello	Profondità (mm)	Lunghezza (mm)	Interasse (mm)	Peso (kg)	Capacità (lt)
520	46,0	520	470	0,30	0,13
550	46,0	550	500	0,32	0,13
650	46,0	650	600	0,36	0,15
670	46,0	670	620	0,37	0,16
700	46,0	700	650	0,39	0,16
750	46,0	750	700	0,41	0,17
850	46,0	850	800	0,45	0,19
870	46,0	870	820	0,46	0,20
920	46,0	920	870	0,49	0,20
1220	46,0	1220	1170	0,62	0,26
1520	46,0	1520	1470	0,76	0,32
1820	46,0	1820	1770	0,90	0,38
2020	46,0	2020	1970	0,99	0,42
2220	46,0	2220	2170	1,08	0,46
2520	46,0	2520	2470	1,22	0,52

(\*) Grazie alle elevate prestazioni dei radiatori Arpa18 Orizzontale, il  $\Delta t$  ideale per la progettazione a bassa temperatura è 30°C

Per  $\Delta t$  diversi da 50°C utilizzare la formula:  $Q=Q_n (\Delta t / 50)^n$

### Dotazione di serie

- sistemi di fissaggio al muro con viti e tasselli • tappo cieco da 1/2" con copri tappo • valvola sfiato da 1/2"

Numero Elementi	4	6	8	10	12	14	16	18	20	22	24	26	28	30	32	34	36	38	40	42	44	46	48	50	52
-----------------	---	---	---	----	----	----	----	----	----	----	----	----	----	----	----	----	----	----	----	----	----	----	----	----	----

Resa a mt lineare Kcal/h a $\Delta t=50^\circ\text{C}$	214,1272,4330,7389,1447,4505,7564,0622,4682,8741,1796,4851,8904,3	954,9	1.003,51.050,31.095,41.138,61.180,11.234,61.289,01.343,51.397,91.452,41.506
--	---	-------	---

Resa a mt lineare Watt a $\Delta t=50^\circ\text{C}$	248,9316,7384,6452,4520,2588,0655,9723,7793,9861,8926,1990,51.051,51.110,31.166,91.221,31.273,71.323,91.372,21.435,51.498,81.562,21.625,51.688,81.752
--	---

Resa a mt lineare Watt a $\Delta t=40^{\circ}\text{C}$	187,3238,6289,9341,3392,8445,1497,6550,2606,0660,5712,5765,2811,1	855,2	897,5	935,2	971,0	1.004,81.036,91.096,01.144,71.193,51.244,41.295,51.341,
Resa a mt lineare Watt a $\Delta t=30^{\circ}\text{C}$	129,9165,5201,3237,3273,4310,8348,5386,5427,9468,7508,2548,6580,4	610,8	639,8	662,9	684,4	704,2 722,6 773,9 808,7 843,6 881,8 920,5 950,6
Resa a mt lineare Watt a $\Delta t=20^{\circ}\text{C}$	77,5 98,9 120,5142,2164,1187,3211,0234,9261,9289,0315,6343,3362,2	380,1	397,0	408,1	418,0	426,7 434,3 474,0 495,6 517,3 542,7 568,6 585,0
Esponente modifica	1,2741,2701,2671,2631,2591,2481,2381,2281,2101,1921,1751,1571,163	1,170	1,177	1,196	1,216	1,236 1,256 1,209 1,208 1,206 1,197 1,188 1,197


## Rese a batteria

Altezza (mm)	N° Elementi	520	550	650	670	700	750	850	870	920	1220	1520	1820	2020	2220	2520
109	4	$Watt = 129$ $W =$	137	162	167	174	187	212	217	229	304	378	453	503	553	627
163	6	$Watt = 165$ $W =$	174	206	212	222	238	269	276	291	386	481	576	640	703	798
217	8	$Watt = 200$ $W =$	212	250	258	269	288	327	335	354	469	585	700	777	854	969
271	10	$Watt = 235$ $W =$	249	294	303	317	339	385	394	416	552	688	823	914	1004	1140
325	12	$Watt = 271$ $W =$	286	338	349	364	390	442	453	479	635	791	947	1051	1155	1311
379	14	$Watt = 306$ $W =$	323	382	394	412	441	500	512	541	717	894	1070	1188	1305	1482
433	16	$Watt = 341$ $W =$	361	426	439	459	492	557	571	603	800	997	1194	1325	1456	1653
487	18	$Watt = 376$ $W =$	398	470	485	507	543	615	630	666	883	1100	1317	1462	1607	1824
541	20	$Watt = 413$ $W =$	437	516	532	556	595	675	691	730	969	1207	1445	1604	1762	2001
595	22	$Watt = 448$ $W =$	474	560	577	603	646	733	750	793	1051	1310	1568	1741	1913	2172
649	24	$Watt = 482$ $W =$	509	602	620	648	695	787	806	852	1130	1408	1686	1871	2056	2334
703	26	$Watt = 515$ $W =$	545	644	664	693	743	842	862	911	1208	1506	1803	2001	2199	2496
757	28	$Watt = 547$ $W =$	578	683	705	736	789	894	915	967	1283	1598	1914	2124	2334	2650
811	30	$Watt = 577$ $W =$	611	722	744	777	833	944	966	1021	1355	1688	2021	2243	2465	2798
865	32	$Watt = 607$ $W =$	642	758	782	817	875	992	1015	1074	1424	1774	2124	2357	2591	2941
919	34	$Watt = 635$ $W =$	672	794	818	855	916	1038	1063	1124	1490	1856	2223	2467	2711	3078
973	36	$Watt = 662$ $W =$	701	828	853	892	955	1083	1108	1172	1554	1936	2318	2573	2828	3210
1027	38	$Watt = 688$ $W =$	728	861	887	927	993	1125	1152	1218	1615	2012	2409	2674	2939	3336
1081	40	$Watt = 714$ $W =$	755	892	919	961	1029	1166	1194	1262	1674	2086	2497	2772	3046	
1135	42	$Watt = 746$ $W =$	790	933	962	1005	1077	1220	1249	1321	1751	2182	2613	2900	3187	
1189	44	$Watt = 779$ $W =$	824	974	1004	1049	1124	1274	1304	1379	1829	2278	2728	3028	3327	

Altezza (mm)	N° Elementi		520	550	650	670	700	750	850	870	920	1220	1520	1820	2020	2220	2520
1243	46	Watt = W =	812	859	1015	1047	1094	1172	1328	1359	1437	1906	2375	2843	3156		
1297	48	Watt = W =	845	894	1057	1089	1138	1219	1382	1414	1495	1983	2471	2958	3284		
1351	50	Watt = W =	878	929	1098	1132	1182	1267	1435	1469	1554	2060	2567	3074			
1405	52	Watt = W =	911	964	1139	1174	1227	1314	1489	1524	1612	2138	2663	3189			
1459	54	Watt = W =	944	999	1180	1216	1271	1362	1543	1579	1670	2215	2760				
1513	56	Watt = W =	977	1033	1221	1259	1315	1409	1597	1635	1728	2292	2856				
1567	58	Watt = W =	1010	1068	1262	1301	1359	1457	1651	1690	1787	2369	2952				
1621	60	Watt = W =	1043	1103	1304	1344	1404	1504	1705	1745	1845	2447	3048				


## Colori e finiture

### STANDARD



**Bianco Standard**  
Cod. 01


### CLASSIC




**Bianco Edelweiss**  
Cod. 34




**Avorio - RAL 1013**  
Cod. 02




**Beige Cream**  
Cod. 26




**Giallo - RAL 1021**  
Cod. 04




**Giallo Melone -  
RAL 1028**  
Cod. E7




**Arancio - RAL 2004**  
Cod. 17



**Marrone Ruggine -  
RAL 8004**  
Cod. E1




**Marrone - RAL 8017**  
Cod. 09




**Amaranto - RAL  
3003**  
Cod. 06



**Rosso - RAL 3000**  
Cod. 05




**Rosso Fragola -  
RAL 3018**  
Cod. Y3



**Rosa - RAL 3015**  
Cod. R2




**Lilla Bluastro - RAL  
4005**  
Cod. R3




**Porpora Traffico -  
RAL 4006**  
Cod. R6




**Verde Bosco - RAL  
6005**  
Cod. 19




**Verde Erba - RAL  
6018**  
Cod. N3




**Verde Salvia - RAL  
6021**  
Cod. E6



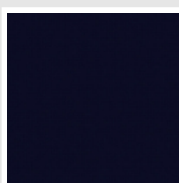
**Blu Pastello - RAL  
5024**  
Cod. G7



**Grigio Manhattan**  
Cod. 03




**Nero - RAL 9005**  
Cod. 10




**Deep Blue**  
Cod. 2F


### SPECIAL



**Bianco Perla**  
Cod. 16



**Quartz 1**  
Cod. 1C




**Sablé**  
Cod. Y4




**Quartz 2**  
Cod. 2C




**Sunstone**  
Cod. 2D




**Bruno Tabacco**  
Cod. 1B



**Flame Red**  
Cod. 7D



**Purple Blue**  
Cod. 1D



**Azurite 3**  
Cod. 6C

**Grigio Medio**  
Cod. 4D

**Grigio Titanio  
Metallizzato - RAL  
9023**  
Cod. L3


**Grigio Perla**  
Cod. L6

**Nero Grafite**  
Cod. 18

**Grigio Quarzo**  
Cod. 31

**Nero Satinato**  
Cod. 30

**Bianco Opaco**  
Cod. J8



**Nero Opaco**  
Cod. K1

**Agave**  
Cod. 9N

**Blu Baltico**  
Cod. 1P


**Ghiaccio**  
Cod. 3P

**Blu Colomba  
Opaco - RAL 5014**  
Cod. 4P

**Grigio Chiaro  
Opaco**  
Cod. 8N

**Grigio Cenere - Ral  
7021**  
Cod. G1

**Grigio Martellato**  
Cod. 32



**Rame Martellato**  
Cod. J4

## RAL



**Altri colori RAL (previa fattibilità)**  
Cod. ALTRIRAL

I colori rappresentati in questa cartella non sono da considerarsi impegnativi. I diversi processi tecnologici di verniciatura ed i materiali utilizzati per la realizzazione possono non avere una perfetta corrispondenza cromatica con il prodotto consegnato. L'azienda Irsap si riserva la facoltà di apportare in qualsiasi momento tutte le modifiche necessarie per il miglioramento del prodotto.