**REF.**

MARU S 50 BK  
 MARU S 50 WH  
 MARU S 50 NI

**LIGHT SOURCE**

Class I



220 - 250V

E27 Lamp Holder

Recommended Bulb - Not Included  
 LED Globe DIM 14 W, 990 lm\*  
 Energy Class A\*

\*Measurements obtained by theoretical calculations at LZf using ivory white shades & recommended bulbs.  
 Veneer Ref: 20 Ivory White.

**PACKAGING**

Box size: 55 × 52 × 8 cm - FLAT

Box volume: 0,02 m<sup>3</sup>

Weight: Gross - 2,5 Kg | Net - 1,1 Kg

**MATERIALS & COMPONENTS**

Wood Veneer Shade









Nickel Metal Tripod

Metal Canopy: ø 8 cm


Electrical Cable: 2 m drop

This lamp requires self assembly


**FINISHES**


- |   |                   |  |              |
|---|-------------------|--|--------------|
|  | 20 Ivory White    |  | 25 Orange    |
|  | 21 Natural Cherry |  | 26 Red       |
|  | 22 Natural Beech  |  | 33 Pale Rose |
|  | 24 Yellow         |  | 34 Sea Blue  |

**METAL CANOPY**

 BK-Matt Black & Black Cable

\*On Request

 \*WH-Matt White & White Cable

 \*NI-Brushed Nickel & Transparent Cable