

Con le sue sei colonne Tesi6 è la versione della gamma Tesi che fornisce il maggior apporto calorico. I Termoarredatori Tesi rappresentano il sistema più funzionale, modulare ed elegante per il riscaldamento di tutti gli ambienti anche di grandi dimensioni. Tesi6 ha una profondità di 215 mm e altezze da 200 ai 2500 mm.



Tesi 6, 40 elementi, altezza 600 mm, larghezza 1800 mm, Bianco Standard

## Caratteristiche costruttive

tubi in lamiera d'acciaio di diametro 25 mm  
collettori in lamiera d'acciaio stampati  
larghezza elementi 45 mm (passo del singolo elemento)  
filettature estremità collettore sup. e inf. 1"1/4 G dx o sx  
pressione di esercizio massima ammessa 8 bar  
temperatura di esercizio massima ammessa 95°C  
lunghezza radiatore con tappi montati: (N° elem. x 45) + 24 mm  
misura dell'interasse valvola Irsap pari a 41÷44 mm  
misura dell'interasse detentore Irsap pari a 41÷44 mm

## Certificazioni



## Plus



## Dati tecnici

Modello	Profondità (mm)	Altezza (mm)	Interasse (mm)	Peso (kg)	Capacità (lt)	$\Delta t=50^{\circ}\text{C}$ (kcal/h)	$\Delta t=50^{\circ}\text{C}$ (Watt)	$\Delta t=40^{\circ}\text{C}$ (Watt)	$\Delta t=30^{\circ}\text{C}$ (Watt)	$\Delta t=20^{\circ}\text{C}$ (Watt)	Esponente
200	215,0	200	127	0,97	0,86	32,1	37,4	27,5	18,5	10,6	1,374
300	215,0	300	235	1,35	1,13	52,2	60,7	45,5	31,4	18,6	1,293
400	215,0	400	335	1,71	1,38	67,5	78,5	58,6	40,2	23,6	1,310
500	215,0	500	435	2,06	1,63	82,4	95,8	71,2	48,6	28,4	1,327
565	215,0	565	500	2,30	1,79	91,9	106,9	79,3	54,0	31,4	1,339
600	215,0	600	535	2,42	1,88	97,0	112,8	83,6	56,8	32,9	1,345
665	215,0	665	600	2,65	2,04	106,4	123,7	91,4	61,9	35,7	1,356
685	215,0	685	620	2,72	2,09	109,3	127,1	93,8	63,5	36,6	1,359
750	215,0	750	685	2,95	2,25	118,6	137,9	101,6	68,5	39,3	1,370
765	215,0	765	700	3,00	2,29	120,7	140,4	103,3	69,6	39,9	1,373
865	215,0	865	800	3,36	2,54	134,9	156,9	115,0	77,1	43,9	1,390
885	215,0	885	820	3,43	2,59	137,7	160,2	117,4	78,6	44,7	1,394
900	215,0	900	835	3,48	2,62	139,8	162,6	119,1	79,7	45,2	1,396
1000	215,0	1000	935	3,84	2,87	153,9	178,9	131,3	88,1	50,2	1,388
1200	215,0	1200	1135	4,89	3,33	181,6	211,2	155,5	104,8	60,1	1,371
1500	215,0	1500	1435	6,06	4,06	222,8	259,1	191,9	130,3	75,5	1,346
1800	215,0	1800	1735	7,22	4,80	263,6	306,5	227,6	155,1	90,3	1,334
2000	215,0	2000	1935	8,00	5,29	290,6	337,9	251,1	171,3	99,9	1,330
2200	215,0	2200	2135	8,78	5,78	317,6	369,3	274,6	187,5	109,5	1,327
2500	215,0	2500	2435	9,94	6,51	357,9	416,2	309,9	211,9	124,0	1,322

Grazie alle elevate prestazioni dei radiatori Tesi6, il  $\Delta t$  ideale per la progettazione a bassa temperatura è  $30^{\circ}\text{C}$

Per  $\Delta t$  diversi da  $50^{\circ}\text{C}$  utilizzare la formula:  $Q=Q_n (\Delta t / 50)^n$

A partire dalle vendite dell'anno 2010, tutta la gamma dei radiatori TESI è garantita 10 anni.

## Rese a batteria


Lunghezza (mm)	N° Elementi	200	300	400	500	565	600	665	685	750	765	865	885	900	1000	1200	1500	1800	2000	2200	2500
90	2	<i>Watt</i>																			
		= 75	121	157	192	214	226	247	254	276	281	314	320	325	358	422	518	613	676	739	832
135	3	<i>Watt</i>																			
		= 112	182	235	287	321	338	371	381	414	421	471	480	488	537	634	777	919	1014	1108	1249
180	4	<i>Watt</i>																			
		= 149	243	314	383	428	451	495	508	552	562	628	641	650	716	845	1036	1226	1352	1477	1665
225	5	<i>Watt</i>																			
		= 187	304	392	479	534	564	619	635	690	702	784	801	813	895	1056	1295	1532	1690	1846	2081
270	6	<i>Watt</i>																			
		= 224	364	471	575	641	677	742	763	827	842	941	961	976	1074	1267	1554	1839	2027	2216	2497
315	7	<i>Watt</i>																			
		= 262	425	549	671	748	790	866	890	965	983	1098	1121	1138	1252	1478	1813	2145	2365	2585	2913
360	8	<i>Watt</i>																			
		= 299	486	628	766	855	902	990	1017	1103	1123	1255	1281	1301	1431	1690	2073	2452	2703	2954	3330
405	9	<i>Watt</i>																			
		= 336	546	706	862	962	1015	1114	1144	1241	1264	1412	1441	1464	1610	1901	2332	2758	3041	3323	3746
450	10	<i>Watt</i>																			
		= 374	607	785	958	1069	1128	1237	1271	1379	1404	1569	1602	1626	1789	2112	2591	3065	3379	3693	4162
495	11	<i>Watt</i>																			
		= 411	668	863	1054	1176	1241	1361	1398	1517	1544	1726	1762	1789	1968	2323	2850	3371	3717	4062	4578
540	12	<i>Watt</i>																			
		= 448	729	942	1149	1283	1354	1485	1525	1655	1685	1883	1922	1951	2147	2535	3109	3678	4055	4431	4994
585	13	<i>Watt</i>																			
		= 486	789	1020	1245	1389	1467	1609	1652	1793	1825	2039	2082	2114	2326	2746	3368	3984	4393		
630	14	<i>Watt</i>																			
		= 523	850	1098	1341	1496	1579	1732	1779	1931	1966	2196	2242	2277	2505	2957	3627	4291	4731		
675	15	<i>Watt</i>																			
		= 561	911	1177	1437	1603	1692	1856	1906	2069	2106	2353	2402	2439	2684	3168	3886	4597	5069		
720	16	<i>Watt</i>																			
		= 598	971	1255	1533	1710	1805	1980	2033	2207	2246	2510	2563	2602	2863						
765	17	<i>Watt</i>																			
		= 635	1032	1334	1628	1817	1918	2104	2161	2344	2387	2667	2723	2765	3042						

Lunghezza (mm)	N° Elementi	200	300	400	500	565	600	665	685	750	765	865	885	900	1000	1200	1500	1800	2000	2200	2500
810	18	<i>Watt</i> = 673 1093 1412 1724 1924 2031 2227 2288 2482 2527 2824 2883 2927 3221 <i>W</i> =																			
855	19	<i>Watt</i> = 710 1153 1491 1820 2031 2143 2351 2415 2620 2668 2981 3043 3090 3399 <i>W</i> =																			
900	20	<i>Watt</i> = 747 1214 1569 1916 2138 2256 2475 2542 2758 2808 3138 3203 3252 3578 <i>W</i> =																			
945	21	<i>Watt</i> = 785 1275 1648 2012 2244 2369 2599 2669 2896 2948 3294 3363 3415 3757 <i>W</i> =																			
990	22	<i>Watt</i> = 822 1336 1726 2107 2351 2482 2722 2796 3034 3089 3451 3524 3578 3936 <i>W</i> =																			
1035	23	<i>Watt</i> = 860 1396 1805 2203 2458 2595 2846 2923 3172 3229 3608 3684 3740 4115 <i>W</i> =																			
1080	24	<i>Watt</i> = 897 1457 1883 2299 2565 2707 2970 3050 3310 3370 3765 3844 3903 4294 <i>W</i> =																			
1125	25	<i>Watt</i> = 934 1518 1961 2395 2672 2820 3094 3177 3448 3510 3922 4004 4066 4473 <i>W</i> =																			
1170	26	<i>Watt</i> = 972 1578 2040 2491 2779 2933 3217 <i>W</i> =																			
1215	27	<i>Watt</i> = 1009 1639 2118 2586 2886 3046 3341 <i>W</i> =																			
1260	28	<i>Watt</i> = 1046 1700 2197 2682 2993 3159 3465 <i>W</i> =																			
1305	29	<i>Watt</i> = 1084 1761 2275 2778 3100 3271 3588 <i>W</i> =																			
1350	30	<i>Watt</i> = 1121 1821 2354 2874 3206 3384 3712 <i>W</i> =																			
1395	31	<i>Watt</i> = 1158 1882 2432 2969 3313 3497 3836 <i>W</i> =																			
1440	32	<i>Watt</i> = 1196 1943 2511 3065 3420 3610 3960 <i>W</i> =																			
1485	33	<i>Watt</i> = 1233 2003 2589 3161 3527 3723 4083 <i>W</i> =																			
1530	34	<i>Watt</i> = 1271 2064 2668 3257 3634 3836 4207 <i>W</i> =																			

Lunghezza (mm)	N° Elementi	200	300	400	500	565	600	665	685	750	765	865	885	900	1000	1200	1500	1800	2000	2200	2500
1575	35	<i>Watt</i> = 1308 2125 2746 3353 3741 3948 4331 <i>W</i> =																			
1620	36	<i>Watt</i> = 1345 2186 2825 3448 <i>W</i> =																			
1665	37	<i>Watt</i> = 1383 2246 2903 3544 <i>W</i> =																			
1710	38	<i>Watt</i> = 1420 2307 2981 3640 <i>W</i> =																			
1755	39	<i>Watt</i> = 1457 2368 3060 3736 <i>W</i> =																			
1800	40	<i>Watt</i> = 1495 2428 3138 3832 <i>W</i> =																			


## Colori e finiture

### STANDARD



**Bianco Standard**  
Cod. 01


### CLASSIC




**Bianco Edelweiss**  
Cod. 34



**Avorio - RAL 1013**  
Cod. 02




**Beige Cream**  
Cod. 26




**Giallo - RAL 1021**  
Cod. 04




**Giallo Melone -  
RAL 1028**  
Cod. E7




**Arancio - RAL 2004**  
Cod. 17



**Marrone Ruggine -  
RAL 8004**  
Cod. E1



**Marrone - RAL 8017**  
Cod. 09




**Amaranto - RAL  
3003**  
Cod. 06




**Rosso - RAL 3000**  
Cod. 05



**Rosso Fragola -  
RAL 3018**  
Cod. Y3




**Rosa - RAL 3015**  
Cod. R2



**Lilla Bluastro - RAL  
4005**  
Cod. R3




**Porpora Traffico -  
RAL 4006**  
Cod. R6




**Verde Bosco - RAL  
6005**  
Cod. 19




**Verde Erba - RAL  
6018**  
Cod. N3




**Verde Salvia - RAL  
6021**  
Cod. E6




**Blu Pastello - RAL  
5024**  
Cod. G7



**Grigio Manhattan**  
Cod. 03




**Nero - RAL 9005**  
Cod. 10



**Deep Blue**  
Cod. 2F

### SPECIAL




**Bianco Perla**  
Cod. 16




**Quartz 1**  
Cod. 1C




**Sablé**  
Cod. Y4



**Quartz 2**  
Cod. 2C



**Sunstone**  
Cod. 2D



**Bruno Tabacco**  
Cod. 1B




**Flame Red**  
Cod. 7D




**Purple Blue**  
Cod. 1D







**Azurite 3**  
Cod. 6C



**Grigio Medio**  
Cod. 4D



**Grigio Titanio  
Metallizzato - RAL  
9023**  
Cod. L3




**Grigio Perla**  
Cod. L6




**Nero Grafite**  
Cod. 18




**Grigio Quarzo**  
Cod. 31




**Nero Satinato**  
Cod. 30




**Bianco Opaco**  
Cod. J8




**Nero Opaco**  
Cod. K1




**Agave**  
Cod. 9N




**Blu Baltico**  
Cod. 1P




**Ghiaccio**  
Cod. 3P




**Blu Colomba  
Opaco - RAL 5014**  
Cod. 4P




**Grigio Chiaro  
Opaco**  
Cod. 8N



**Grigio Cenere - Ral  
7021**  
Cod. G1




**Grigio Martellato**  
Cod. 32



**Rame Martellato**  
Cod. J4

## FINISHES



**Trattamento Loft**  
Cod. TR

## RAL



**Altri colori RAL (previa fattibilità)**  
Cod. ALTRIRAL

I colori rappresentati in questa cartella non sono da considerarsi impegnativi. I diversi processi tecnologici di verniciatura ed i materiali utilizzati per la realizzazione possono non avere una perfetta corrispondenza cromatica con il prodotto consegnato. L'azienda Irsap si riserva la facoltà di apportare in qualsiasi momento tutte le modifiche necessarie per il miglioramento del prodotto.