


# SPECIAL collection

PALAZZO DI CITTÀ



# applique downlight





downlight

Special, parallelepiped with compact dimensions, is available in different versions for various uses. Special is a family of products by minimalist design and pure geometric forms, able to provide grazing light on the walls and functional one on ceilings. It is available with a single and double window. The product is installed on wall and ceiling by a hidden fixing system with no visible screws.



applique



# collection



applique

IP65  
IK 05

4 mm extra-clear glass  
transparent / sandblasted

300 x150 x 150 mm



downlight

IP65  
IK 05

5 mm extra-clear glass  
transparent / sandblasted

300 x150 x 150 mm



## details

Die-cast body and flange made of aluminium alloy with very low copper content. No visible screws. Possibility of "enter-exit" through-wiring. The product is subjected to galvanic anodizing treatment divided into distinct phases: mechanical satin finishing, surface degreasing, anodic oxidation and finally fixing. Subsequently the product is painted by performing a double pass in-line process, which allows you to generate a single thick protective layer which then generates barrier against atmospheric agents and UV rays. This allows to achieve corrosion resistance performance in salt spray. Pre-treatment with atmospheric pressure plasma is carried out on the surface before gluing of the diffuser on Platek products.

## standard finishes




.06 grey

## on request finishes



.01 black



.02 white



.07 corten



.08 anthracite



.09 bronze

# applique



WHITE COB LED

3000K CRI>80  
220-240V 0/50/60Hz ⊕

2700K / 4000K  
available on request



19W | 1940 lm (\*)  
1 opening  
transparent glass



106° x 62°  
600 cd/klm



19W | 1690 lm (\*)  
1 opening (wide)  
sandblasted glass



86° x 60°  
690 cd/klm

WHITE COB LED

3000K CRI>80  
220-240V 0/50/60Hz ⊕

2700K / 4000K  
available on request



37W | 3880 lm (\*)  
2 openings  
transparent glass



106° x 62°  
300 cd/klm



37W | 3390 lm (\*)  
2 openings (wide)  
sandblasted glass



86° x 60°  
345 cd/klm

WHITE LED

3000K CRI>70  
220-240V 0/50/60Hz ⊕

2700K / 4000K  
available on request



25W | 2550 lm (\*)  
1 opening  
asymmetrical



## downlight



WHITE COB LED

3000K COB CRI>80  
220-240V 0/50/60Hz ⊕

2700K / 4000K  
available on request



27W | 2690 lm (\*)  
1 opening  
transparent glass



94°  
540 cd/klm



27W | 2715 lm (\*)  
1 opening  
sandblasted glass



94° diffuse  
560 cd/klm

(\*) Real Data