

# TIFFANY

design

Jose I. Ballester



Es una elegante colección de iluminación, que transmite y aporta elegancia al lugar dispuesto. Sus transparencias de luz tamizada, junto con los brillos de sus adornos de pedrería de cristal facetado, la hacen sofisticada y eficaz en su función de iluminar decorando. José Ignacio Ballester la creó y diseñó para Mantra buscando una colección ambivalente tanto para grandes espacios, así como para lugares a los que vestir de forma especial. Combina luz E27 o E14 según su diseño y formato, acompañadas estas con G9 en su alojamiento inferior, solución aportada para realzar los brillos de sus tallas de cristal, y a su vez iluminar las superficies donde se proyecta y focaliza su luz. Combinación en sus acabados cromo con pantallas de organza blanca, o en decoración cuero envejecido con pantallas en organza color coñac, son los que visten esta amplia colección compuesta de lámparas colgantes en distintas presentaciones, lámparas lineales, pies de salón, apliques y sobremesas.

*Tiffany is an elegant lighting collection, that transmits elegance to the chosen place. Its sifted light transparencies, along with the sparkles of crystal stones make of this lamp a sophisticated and efficient lighting fixture that illuminates while decorating. José Ignacio Ballester created and designed it for Mantra in the search of an ambivalent collection, both for wide spaces and for places in need of a special atmosphere. It combines E27 and E14 lights, depending on format, accompanied by inner G9 at the inferior part, a solution that enhances the shines of its crystal carvings, as well as illuminating the surfaces where the light is focused. It comes in different finishings, either chrome with shades in white silk fabric, or old leather with cognac color silk fabric. The collection is presented in different fixtures: linear lamp, floor lamp, wall lamp and table lamp.*



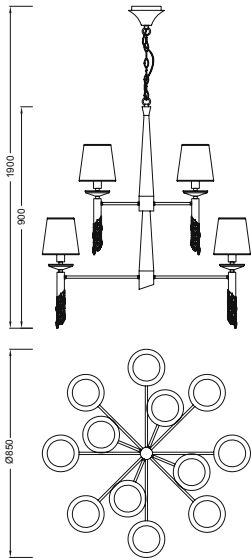











3850 - Colgante/Pendant Lamp



 E14 12x15W - 220/240V (no incl.)

 G9 12x33W - 220/240V (no incl.)

 Pantalla Blanca - White Shade

 Cromo - Chrome

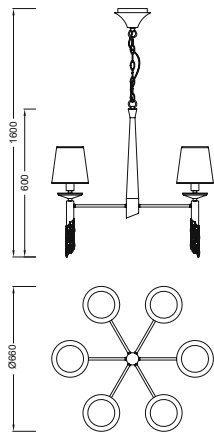
IP20





0.5m




3851 - Colgante/Pendant Lamp



 E14 6x15W - 220/240V (no incl.)

 G9 6x33W - 220/240V (no incl.)

 Pantalla Blanca - White Shade

 Cromo - Chrome

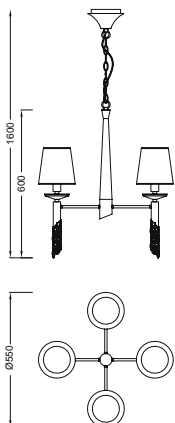
IP20





0.5m




3852 - Colgante/Pendant Lamp



 E14 4x15W - 220/240V (no incl.)

 G9 4x33W - 220/240V (no incl.)

 Pantalla Blanca - White Shade

 Cromo - Chrome

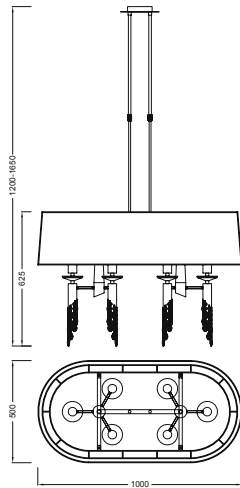
IP20




0.5m




**3853 - Colgante/Pendant Lamp**



 E27 6x20W - 220/240V (no incl.)


IP20

 G9 6x33W - 220/240V (no incl.)



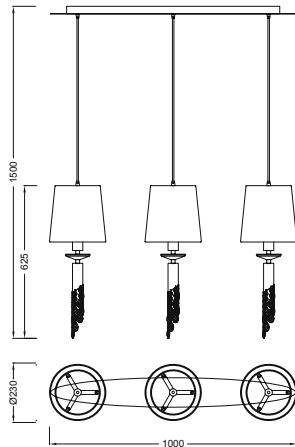
 Pantalla Blanca - White Shade




 Cromo - Chrome




**3855 - Colgante/Pendant Lamp**



 E27 3x20W - 220/240V (no incl.)


IP20

 G9 3x33W - 220/240V (no incl.)



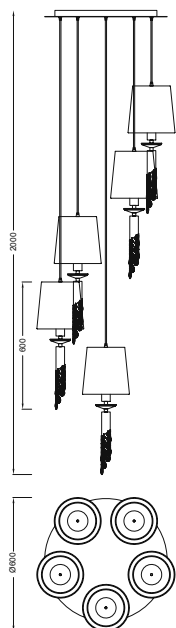
 Pantalla Blanca - White Shade




 Cromo - Chrome




**3857 - Colgante/Pendant Lamp**



 E27 5x20W - 220/240V (no incl.)


IP20

 G9 5x33W - 220/240V (no incl.)



 Pantalla Blanca - White Shade

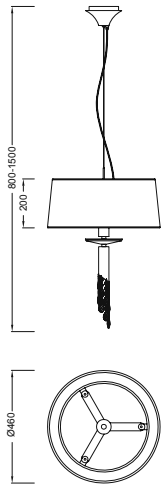



 Cromo - Chrome






3858 - Colgante/Pendant Lamp



 E27 3x20W - 220/240V (no incl.)


IP20

 G9 1x33W - 220/240V (no incl.)



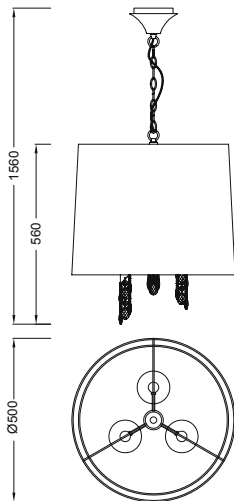
 Pantalla Blanca - White Shade




 Cromo - Chrome




3860 - Colgante/Pendant Lamp



 E14 3x15W - 220/240V (no incl.)


IP20

 G9 3x33W - 220/240V (no incl.)



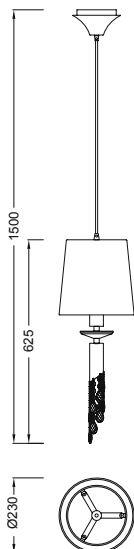
 Pantalla Blanca - White Shade




 Cromo - Chrome




3861 - Colgante/Pendant Lamp



 E27 1x20W - 220/240V (no incl.)


IP20

 G9 1x33W - 220/240V (no incl.)



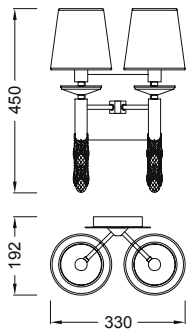
 Pantalla Blanca - White Shade



 Cromo - Chrome



**3863 - Aplique/Wall Lamp**



E14 2x20W - 220/240V (no incl.)

IP20

G9 2x33W - 220/240V (no incl.)



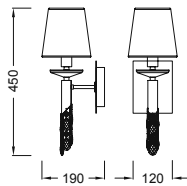
Pantalla Blanca - White Shade



Cromo - Chrome



**3864 - Aplique/Wall Lamp**



E14 1x15W - 220/240V (no incl.)

IP20

G9 1x33W - 220/240V (no incl.)



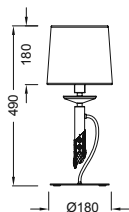
Pantalla Blanca - White Shade



Cromo - Chrome



**3868 - Sobremesa/Table Lamp**



E14 1x50W - 220/240V (no incl.)

IP20

G9 1x33W - 220/240V (no incl.)



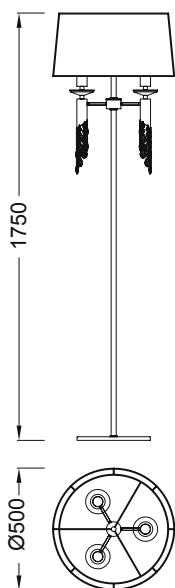
Pantalla Blanca - White Shade



Cromo - Chrome



**3869 - Pie de Salón/Floor Lamp**



E27 3x20W - 220/240V (no incl.)

IP20

G9 3x33W - 220/240V (no incl.)



Pantalla Blanca - White Shade



Cromo - Chrome

