


# MONACO collection





applique



# applique downlight on pole



on pole

Wall lights and poles of cylindrical shape: Monaco is a family of fittings for functional lighting, with a design of great refinement and elegance. A cylinder that applies on the facade and on the pole. The wall lights are available in version with single and double emission: in this way, the perfect illumination of any point of the surface is guaranteed, both upwards and downwards. Monaco is perfect for the arcades and for gardens and can normally be installed up to 4 meters in height.



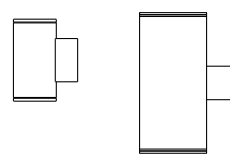


# collection



wall effect

MONACO medium  
IP65 | IK 08  
5 mm extra-clear glass  
transparent



MONACO 200  
IP65 | IK 10  
12 mm flat tempered  
extra clear glass



downlight

MONACO medium  
IP65  
IK 08



5 mm flat tempered  
extra clear glass



on pole

IP65  
IK 10




12 mm flat tempered  
extra clear glass

## details

Extruded aluminium alloy body. Die-cast closing flange made of aluminium alloy. A4 Stainless steel screws. The product is subjected to galvanic anodizing treatment divided into distinct phases: mechanical satin finishing, surface degreasing, anodic oxidation and finally fixing. Subsequently the product is painted by performing a double pass in-line process, which allows you to generate a single thick protective layer which then generates barrier against atmospheric agents and UV rays. This allows to achieve corrosion resistance performance in salt spray. Pre-treatment with atmospheric pressure plasma is carried out on the surface before gluing of the diffuser on Platek products.

## on request finishes



# applique



MONACO medium ø 115 x h. 220 mm



WHITE COB LED

3000K CRI>80  
220-240V 50/60Hz ⊕

2700K / 4000K  
available on request

→ single emission



10W | 480 lm (\*)  
1 opening  
spot



13°  
17840 cd/klm

→ single emission



10W | 965 lm (\*)  
1 opening  
diffuse



60°  
1150 cd/klm

→ double emission



20W | 960 lm (\*)  
2 openings  
spot



13° / 13°  
9000 cd/klm

→ double emission



20W | 1930 lm (\*)  
2 openings  
diffuse



60° / 60°  
580 cd/klm

→ double emission



20W | 1440 lm (\*)  
2 openings  
spot / diffuse



13° / 60°  
5900 cd/klm

# applique



MONACO 200 ø 200 x h. 400 mm



WHITE LED

3000K CRI>80  
220-240V 50/60Hz ⊕

2700K / 4000K  
available on request

→ single emission



21W | 1600 lm (\*)  
1 opening  
spot



10°  
20460 cd/klm

→ single emission



21W | 1400 lm (\*)  
1 opening  
diffuse



45°  
1380 cd/klm

→ double emission



39W | 3200 lm (\*)  
2 openings  
spot



10° / 10°  
10230 cd/klm

→ double emission



39W | 2800 lm (\*)  
2 openings  
diffuse



45° / 45°  
690 cd/klm

→ double emission




39W | 3000 lm (\*)  
2 openings  
spot / diffuse



10° / 45°  
11400 cd/klm

(\*) Real Data



wall effect

## downlight



MONACO medium ø 115 x h. 210 mm



WHITE COB LED

3000K CRI>80  
220-240V 50/60Hz ⊕

2700K / 4000K  
available on request



10W | 480 lm (\*)  
spot



13°  
17840 cd/klm



10W | 965 lm (\*)  
diffuse



60°  
1150 cd/klm

## on pole



MONACO on pole ø 200 x h. 400 mm

pole to be ordered  
separately



WHITE LED

3000K CRI>70  
220-240V 50/60Hz ⊕

2700K / 4000K  
available on request



34W | 3250 lm (\*)  
street optic



490 cd/klm

(\*) Real Data