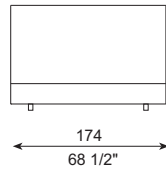
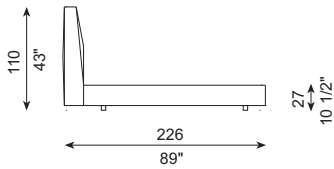


# FLAVIO BED

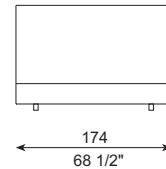
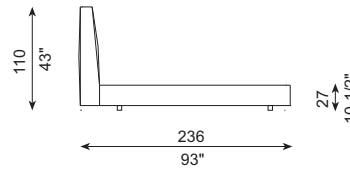
J&D Casadesús · 2018

## DIBUJOS TÉCNICOS · TECHNICAL DRAWINGS

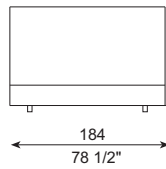
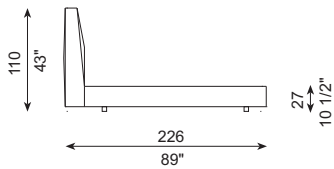
REF. 619-CM1  
Colchón - Mattress  
150 cm x 190 cm



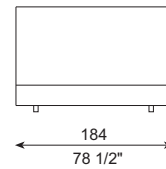
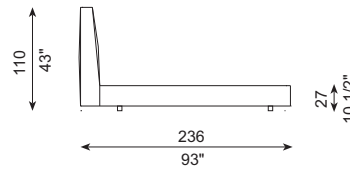
REF. 619-CM2  
Colchón - Mattress  
150 cm x 200 cm



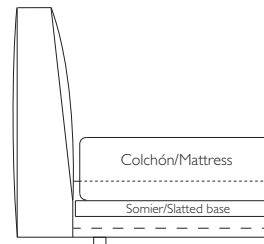
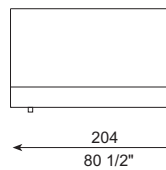
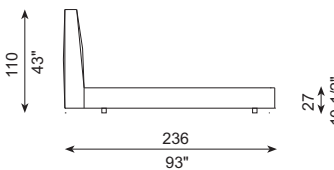
REF. 619-CM3  
Colchón - Mattress  
160 cm x 190 cm



REF. 619-CM4  
Colchón - Mattress  
160 cm x 200 cm



REF. 619-CM5  
Colchón - Mattress  
180 cm x 200 cm

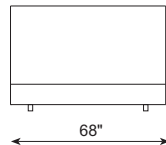
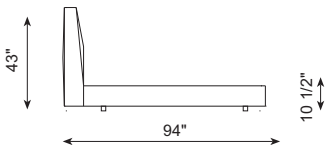


Altura de apoyo del somier  
Useful distances for the slatted base

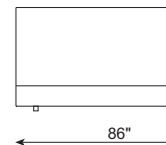
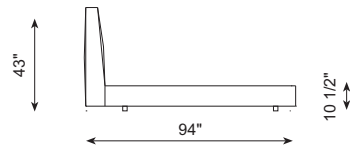
Distancias del borde superior del aro al  
larguero de apoyo de somier  
Distances between the upper edge of the  
bed to the metal base



REF. 619-QUEEN SIZE  
Colchón - Mattress  
153x203 / 60 1/4" x 80"



REF. 619-KING SIZE  
Colchón - Mattress  
193x203 / 76" x 80"



## ESPECIFICACIONES · SPECIFICATIONS

Estructura de madera recubierta de espuma de poliuretano y fibra de poliéster hueca siliconada, forrada con tejido protector. Estructura de hierro pintado en poliéster. Completamente desenfundable y desmontable.

Structure in wood, covered with polyurethane foam and spongy silicone polyester fiber, recovered with protection fabric. Structure in polyester painted iron. Completely removable.

Untergestell aus Holz mit Polyurethankingern und lockerer, silikonisierter Polyesterfaser, mit Schonbezug. Bettrostgestell aus Eisen polyesterlackiert. Vollständig abziehbar und zerlegbar.

Structure en bois recouverte de mousse de polyuréthane et fibre de polyester souple et siliconé, avec tissu de protection. Structure en fer vernis en polyester. Complètement déhoussable et démontable.